STEWARDS
LOG NR 76

POSTED
at 10h46

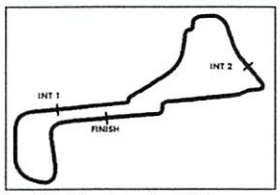

Blancpain GT Series Sprint Cup

Sector List Warm Up

Provisional

BLANCPAIN GT SERIES
ZOLDER 2017

Circuit Zolder, Length: 4000m
Air temperature: 19.06°C
Track temperature: 19.45°C
Weather condition: Dry

Sunday, June 04, 2017 10:10:00

Lap	Time	SE1	SP1	SE2	SP2	SE3	SP3	TSP	Lap	Time	SE1	SP1	SE2	SP2	SE3	SP3	TSP
1	Ide, BEL / Mies, DEU												**theoretical besttime: 1:30.141**				
1	2:09.451	1:02.237	187	37.727	199	29.487	200		7	3:48.084	2:45.087	194	34.236	208	28.761	202	
2	1:36.584	31.295	193	35.962	204	29.327	202		8	1:30.895	28.970	198	33.472	210	28.453	203	
3	1:33.850	29.627	197	33.856	205	30.367	**206**		9	**1:30.167**	**28.632**	**200**	**33.169**	**210**	28.366	204	
4	1:36.159	29.364	199	37.023	175	29.772	206		10	1:34.171	29.060	200	33.462	210	31.649	204	
5	1:32.192	29.308	198	33.951	206	28.933	203		11	1:30.350	28.657	200	33.353	210	**28.340**	**204**	
6	1:42.285	29.928	193	33.808	206	38.549	49										
2	Winkelhock, DEU / Stevens, GBR												**theoretical besttime: 1:29.899**				
1	3:12.396	2:07.646	189	35.857	207	28.893	203		6	**1:30.116**	28.796	199	33.151	211	28.169	204	
2	1:32.535	29.421	195	34.815	210	28.299	203		7	1:30.181	**28.706**	**198**	**33.075**	**211**	28.400	201	
3	1:30.427	28.957	**199**	33.352	210	**28.118**	203		8	1:40.321	28.746	199	33.172	210	38.403	48	
4	1:41.268	28.816	198	33.406	210	39.046	49		9	2:37.265	1:19.204	177	38.668	170	39.393	49	
5	4:34.742	3:23.781	196	35.662	150	35.299	203										
3	Dennis, GBR / Schothorst, NLD												**theoretical besttime: 1:29.886**				
1	2:57.858	1:49.936	192	35.056	205	32.866	198		7	2:36.025	1:24.918	176	36.512	180	34.595	202	
2	1:30.920	29.145	199	33.226	209	28.549	**203**		8	1:31.598	29.152	192	33.827	208	28.619	202	
3	1:30.221	28.888	198	33.116	**210**	**28.217**	203		9	1:30.987	28.944	197	33.471	209	28.572	203	
4	**1:30.032**	28.765	**200**	**32.972**	210	28.295	201		10	1:32.112	28.903	196	34.298	208	28.911	202	
5	1:30.793	28.875	198	33.445	209	28.473	203		11	1:30.509	**28.697**	**199**	33.206	209	28.606	203	
6	1:39.615	28.785	195	33.194	209	37.636	49		12	1:30.317	28.735	200	33.058	208	28.524	202	
7	Abril, MCO / Kane, GBR												**theoretical besttime: 1:31.829**				
1	1:52.870	43.148	190	37.766	203	31.956	203		6	1:43.676	29.829	200	34.146	210	39.701	49	
2	1:48.651	31.731	196	36.102	208	40.818	48		7	2:44.865	1:41.402	200	34.699	210	28.764	207	
3	2:27.174	1:22.394	197	35.694	207	29.086	206		8	**1:32.285**	29.294	200	34.117	210	28.874	207	
4	1:42.873	29.554	199	34.024	208	39.295	49		9	1:32.941	30.016	199	34.185	211	**28.740**	**207**	
5	4:02.381	2:58.412	198	34.909	208	29.060	202		10	1:43.557	**29.157**	**200**	**33.932**	**209**	40.468	49	
8	Soucek, ESP / Soulet, BEL												**theoretical besttime: 1:32.629**				
1	2:02.958	49.534	155	40.362	188	33.062	201		7	4:02.684	2:53.385	171	37.151	191	32.148	204	
2	1:48.971	36.365	148	41.625	190	30.981	203		8	1:37.434	31.533	195	35.858	207	30.043	161	
3	1:39.279	32.101	196	36.368	171	30.810	202		9	1:37.957	30.770	198	37.226	201	29.961	204	
4	1:45.041	33.932	189	39.228	191	31.881	203		10	1:42.377	32.453	196	38.199	161	31.725	206	
5	**1:33.616**	30.154	198	34.468	208	**28.994**	203		11		**29.367**	**200**	**34.268**	**210**			
6	1:45.601	30.013	194	36.370	201	39.218	49										
11	Broniszewski, POL / Piccini, ITA												**theoretical besttime: 1:31.661**				
1	2:07.710	1:00.594	192	37.165	204	29.951	195		7	1:32.020	29.277	198	33.957	208	28.786	202	
2	1:35.291	31.031	190	34.801	207	29.459	202		8	1:32.011	29.266	196	34.098	208	28.647	204	
3	1:35.527	31.087	196	34.416	204	30.024	202		9	**1:31.984**	29.393	199	33.954	210	**28.637**	**202**	
4	1:33.709	29.860	195	34.740	208	29.109	**204**		10	1:32.255	29.280	197	34.054	208	28.921	203	
5	1:42.141	29.567	198	34.327	203	38.247	50		11	1:32.054	**29.245**	**198**	34.150	209	28.659	204	
6	3:35.003	2:32.474	195	**33.779**	209	28.750	203		12	1:40.500	29.376	196	33.827	208	37.297	50	
17	Leonard, GBR / Frijns, NLD												**theoretical besttime: 1:31.344**				
1	1:54.293	45.718	181	37.223	203	31.352	198		7	1:31.834	29.249	192	33.971	207	28.614	202	
2	1:41.034	32.992	177	37.714	204	30.328	200		8	1:40.630	29.243	196	33.851	206	37.536	49	
3	1:53.021	30.190	194	39.618	178	43.213	48		9	2:47.306	1:39.498	194	35.171	208	32.637	202	
4	2:20.587	1:12.450	188	34.546	205	33.591	**202**		10	1:31.890	**29.145**	**196**	33.739	208	29.006	201	
5	1:32.449	29.571	197	34.297	206	28.581	202		11	**1:31.446**	29.247	198	**33.636**	**208**	**28.563**	**202**	
6	1:31.717	29.336	**200**	33.726	207	28.655	202		12	1:43.777	29.396	197	36.467	203	37.914	49	
19	Perez Companc, ARG / Siedler, AUT												**theoretical besttime: 1:30.226**				
1	3:15.154	2:06.872	186	38.347	198	29.935	202		5	2:43.102	1:40.753	195	33.797	208	28.552	203	
2	1:33.793	30.362	194	34.614	204	28.817	202		6	1:31.783	29.024	198	**33.149**	**210**	29.610	208	
3	1:32.253	29.664	196	33.986	207	28.603	201		7	**1:30.270**	**28.825**	**196**	33.193	210	**28.252**	**204**	
4	1:43.236	29.608	196	34.884	204	38.744	49		8	1:40.100	29.017	197	33.478	211	37.605	49	

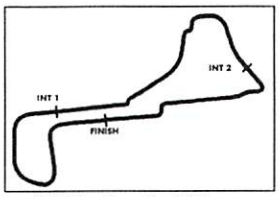

Blancpain GT Series Sprint Cup

Sector List Warm Up

Provisional

BLANCPAIN GT SERIES
ZOLDER 2017

Circuit Zolder, Length: 4000m
Air temperature: 19.06°C
Track temperature: 19.45°C
Weather condition: Dry

Sunday, June 04, 2017 10:10:00

26 Monti, FRA / Haase, DEU — theoretical besttime: 1:30.359

Lap	Time	SE1	SP1	SE2	SP2	SE3	SP3	TSP	Lap	Time	SE1	SP1	SE2	SP2	SE3	SP3	TSP
1	2:30.300	1:25.840	191	35.376	203	29.084	200		7	1:35.490	29.285	195	36.557	186	29.648	203	
2	1:31.925	29.662	196	33.626	206	28.637	203		8	1:45.223	30.512	195	36.100	203	38.611	48	
3	1:31.621	29.304	196	33.509	207	28.808	**204**		9	2:27.145	1:23.162	193	34.829	205	29.154	202	
4	1:32.539	29.671	198	34.297	202	28.571	204		10	1:30.615	28.884	197	33.428	210	**28.303**	**203**	
5	1:30.778	28.870	**199**	33.356	206	28.552	203		11	1:30.577	**28.768**	**197**	33.394	211	28.415	201	
6	1:30.812	28.988	198	**33.288**	207	28.536	204		12	**1:30.531**	28.860	196	33.334	210	28.337	203	

27 Yacaman, COL / de Marco, ITA — theoretical besttime: 1:31.616

Lap	Time	SE1	SP1	SE2	SP2	SE3	SP3	TSP	Lap	Time	SE1	SP1	SE2	SP2	SE3	SP3	TSP
1	2:02.295	51.910	192	36.195	205	34.190	194		7	1:32.260	29.178	196	34.013	208	29.069	196	
2	1:35.744	30.753	195	35.476	206	29.515	194		8	1:41.332	29.372	196	**33.707**	**210**	38.253	48	
3	1:32.703	29.409	198	34.037	207	29.257	194		9	2:23.052	1:18.841	179	34.858	205	29.353	208	
4	1:32.515	29.351	197	34.268	207	**28.896**	203		10	1:32.721	29.393	197	34.159	208	29.169	197	
5	**1:31.990**	29.151	197	33.864	205	28.975	204		11	1:32.628	29.336	196	34.171	207	29.121	209	
6	1:32.334	**29.013**	**199**	34.152	208	29.169	195		12	1:33.206	29.422	197	34.467	206	29.317	200	

39 Bhirombhakdi, THA / Van Dam, NLD — theoretical besttime: 1:30.363

Lap	Time	SE1	SP1	SE2	SP2	SE3	SP3	TSP	Lap	Time	SE1	SP1	SE2	SP2	SE3	SP3	TSP
1	2:14.324	1:06.362	183	37.160	193	30.802	197		7	2:34.001	1:27.145	193	34.920	206	31.936	198	
2	1:41.394	30.442	195	37.659	163	33.293	**204**		8	1:31.357	29.416	193	33.584	209	**28.357**	**203**	
3	1:36.849	30.150	195	35.077	165	31.622	200		9	**1:30.497**	28.861	198	**33.224**	**208**	28.412	204	
4	1:35.029	30.307	193	35.429	200	29.293	201		10	1:30.620	28.924	196	33.335	207	28.361	203	
5	1:32.977	29.649	197	34.220	207	29.108	202		11	1:33.558	29.081	195	34.956	204	29.521	203	
6	1:44.620	29.844	196	34.432	206	40.344	50		12	1:39.819	**28.782**	**196**	33.755	206	37.282	49	

42 Fumanelli, ITA / Williamson, GBR — theoretical besttime: 1:30.936

Lap	Time	SE1	SP1	SE2	SP2	SE3	SP3	TSP	Lap	Time	SE1	SP1	SE2	SP2	SE3	SP3	TSP
1	3:18.678	1:57.796	162	45.684	146	35.198	148		6	**1:30.936**	**28.962**	**198**	**33.382**	**210**	**28.592**	**204**	
2	1:43.475	32.973	182	38.393	186	32.109	**206**		7	1:33.735	29.059	196	34.396	208	30.280	206	
3	1:36.493	30.127	195	36.958	206	29.408	206		8	1:40.027	29.078	200	33.842	208	37.107	49	
4	1:39.635	29.184	197	33.521	207	36.930	49		9	2:24.473	1:18.067	161	37.478	206	28.928	204	
5	2:24.604	1:22.021	195	33.912	207	28.671	206		10	1:40.547	29.422	198	33.832	208	37.293	49	

43 Kane, GBR / Ledogar, FRA — theoretical besttime: 1:30.786

Lap	Time	SE1	SP1	SE2	SP2	SE3	SP3	TSP	Lap	Time	SE1	SP1	SE2	SP2	SE3	SP3	TSP
1	3:03.766	1:57.710	192	35.695	206	30.361	204		5	**1:30.874**	29.195	200	**33.205**	**208**	28.474	204	
2	1:32.790	29.772	199	34.305	208	28.713	206		6	1:31.509	**29.164**	**199**	33.746	206	28.599	206	
3	1:33.295	29.794	198	34.144	208	29.357	**207**		7	1:41.610	29.481	199	33.613	206	38.516	49	
4	1:31.579	29.619	198	33.543	**209**	**28.417**	204										

58 Barnicoat, GBR / Parente, PRT — theoretical besttime: 1:31.369

Lap	Time	SE1	SP1	SE2	SP2	SE3	SP3	TSP	Lap	Time	SE1	SP1	SE2	SP2	SE3	SP3	TSP
1	2:53.038	1:37.004	173	43.505	160	32.529	164		7	2:56.679	1:43.227	171	41.083	200	32.369	198	
2	1:42.488	32.919	186	38.288	177	31.281	162		8	1:40.060	30.601	190	38.120	178	31.339	201	
3	1:43.329	33.431	190	39.344	189	30.554	177		9	1:34.725	30.315	193	35.039	207	29.371	202	
4	1:38.433	30.310	**196**	37.427	194	30.696	184		10	1:31.628	29.422	196	33.720	208	28.486	202	
5	1:36.691	30.296	196	35.170	206	31.225	200		11	**1:31.369**	**29.361**	**194**	**33.594**	**207**	**28.414**	**202**	
6	1:52.428	30.942	195	39.842	155	41.644	49										

59 Bell, GBR / Watson, GBR — theoretical besttime: 1:30.856

Lap	Time	SE1	SP1	SE2	SP2	SE3	SP3	TSP	Lap	Time	SE1	SP1	SE2	SP2	SE3	SP3	TSP
1	2:35.378	1:28.293	195	36.058	191	31.027	204		6	1:31.620	29.381	197	33.575	208	28.664	206	
2	1:36.436	30.620	197	34.243	207	31.573	204		7	1:34.325	29.237	198	33.918	209	31.170	207	
3	**1:30.969**	29.171	198	**33.512**	208	**28.286**	204		8	1:32.595	29.173	198	34.156	208	29.266	206	
4	1:40.926	**29.058**	**200**	33.641	**209**	38.227	49		9	1:46.943				208	43.932	49	
5	2:34.172	1:30.724	193	34.208	206	29.240	204										

63 Engelhart, DEU / Bortolotti, ITA — theoretical besttime: 1:29.974

Lap	Time	SE1	SP1	SE2	SP2	SE3	SP3	TSP	Lap	Time	SE1	SP1	SE2	SP2	SE3	SP3	TSP
1	3:22.516	2:10.976	193	36.843	205	34.697	201		7	3:47.196	2:44.565	196	33.952	208	28.679	204	
2	1:32.427	29.495	197	34.440	204	28.492	206		8	**1:30.084**	28.740	202	**33.090**	**212**	**28.254**	**204**	
3	1:30.910	29.002	200	33.645	210	28.263	202		9	1:37.432	29.144	191	35.063	209	33.225	206	
4	1:30.972	29.090	200	33.350	210	28.532	**207**		10	1:33.213	28.886	198	34.039	206	30.288	204	
5	1:30.206	28.720	199	33.195	211	28.291	202		11	1:40.320	28.923	200	33.957	204	37.440	49	

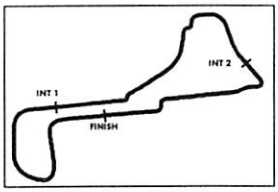

Blancpain GT Series Sprint Cup

Sector List Warm Up

Provisional

BLANCPAIN GT SERIES
ZOLDER 2017

Circuit Zolder, Length: 4000m
Air temperature: 19.06°C
Track temperature: 19.45°C
Weather condition: Dry

Sunday, June 04, 2017 10:10:00

Lap	Time	SE1	SP1	SE2	SP2	SE3	SP3	TSP	Lap	Time	SE1	SP1	SE2	SP2	SE3	SP3	TSP
6	1:39.533	**28.630**	200	33.261	210	37.642	49										

66 Venturini, ITA / Mapelli, ITA — theoretical besttime: 1:30.420

Lap	Time	SE1	SP1	SE2	SP2	SE3	SP3	TSP	Lap	Time	SE1	SP1	SE2	SP2	SE3	SP3	TSP
1	1:51.024	44.922	188	36.359	203	29.743	201		7	1:30.742	29.019	197	33.175	210	28.548	202	
2	1:36.030	30.164	194	33.858	206	32.008	202		8	**1:30.420**	**28.842**	**197**	**33.156**	**210**	**28.422**	**202**	
3	1:33.745	29.144	197	34.239	194	30.362	**203**		9	1:39.887	29.050	199	33.353	210	37.484	48	
4	1:40.962	29.358	198	33.194	**210**	38.410	48		10	3:11.783	2:07.625	193	35.144	191	29.014	203	
5	3:25.669	2:21.098	195	33.665	208	30.906	203		11	1:31.146	29.161	197	33.450	209	28.535	202	
6	1:31.356	28.977	198	33.645	206	28.734	202										

67 Pohler, DEU / van Splunteren, NLD — theoretical besttime: 1:30.531

Lap	Time	SE1	SP1	SE2	SP2	SE3	SP3	TSP	Lap	Time	SE1	SP1	SE2	SP2	SE3	SP3	TSP
1	1:57.299	49.844	189	36.015	201	31.440	202		7	1:30.879	28.808	200	33.612	209	28.459	203	
2	1:33.922	30.010	192	34.566	206	29.346	202		8	1:31.455	29.102	199	33.783	208	28.570	204	
3	1:42.740	29.274	198	34.991	195	38.475	47		9	**1:30.745**	**28.738**	**201**	33.593	209	28.414	203	
4	2:17.744	1:15.072	198	34.060	207	28.612	203		10	1:30.836	28.857	199	**33.478**	**208**	28.501	203	
5	1:31.258	29.131	200	33.581	209	28.546	203		11	1:32.038	28.815	199	33.622	208	29.601	201	
6	1:30.852	28.975	200	33.562	209	**28.315**	202		12	1:43.474	28.928	200	36.495	206	38.051	48	

74 Ceccon, ITA / Stippler, DEU — theoretical besttime: 1:30.786

Lap	Time	SE1	SP1	SE2	SP2	SE3	SP3	TSP	Lap	Time	SE1	SP1	SE2	SP2	SE3	SP3	TSP
1	2:05.500	57.498	187	35.755	206	32.247	202		6	1:40.061	29.088	197	**33.475**	**210**	37.498	48	
2	1:43.019	31.016	195	33.889	208	38.114	48		7	2:18.974	1:15.850	197	34.542	209	28.582	204	
3	2:25.121	1:21.108	196	35.566	209	**28.447**	203		8	1:39.836	**28.864**	**194**	33.491	210	37.481	48	
4	1:41.201	29.066	**198**	33.864	**211**	38.271	48		9	2:31.991	1:21.020	194	34.228	209	36.743	49	
5	2:22.835	1:20.125	193	34.117	208	28.593	202		10	2:35.105	1:22.648	196	34.778	206	37.679	48	

75 Schmid, AUT / Salaquarda, CZE — theoretical besttime: 1:39.803

Lap	Time	SE1	SP1	SE2	SP2	SE3	SP3	TSP	Lap	Time	SE1	SP1	SE2	SP2	SE3	SP3	TSP
1	3:19.420	2:09.089	152	**38.542**	**203**	**31.789**	**200**		2	2:36.349	**29.472**	**196**	51.934	64	1:14.943	37	

84 Perera, FRA / Buhk, DEU — theoretical besttime: 1:30.402

Lap	Time	SE1	SP1	SE2	SP2	SE3	SP3	TSP	Lap	Time	SE1	SP1	SE2	SP2	SE3	SP3	TSP
1	1:44.718	38.892	190	35.537	202	30.289	**201**		5	**1:30.683**	**28.607**	**199**	**33.306**	**208**	28.770	201	
2	1:41.297	29.324	195	34.031	206	37.942	201		6	1:44.153	28.646	198	33.601	207	41.906	44	
3	1:34.033	29.003	197	35.283	196	29.747	201		7	4:09.522	2:46.035	193	40.952	149	42.535	49	
4	1:30.720	28.809	197	33.422	**208**	**28.489**	201										

85 Schiller, DEU / Szymkowiak, NLD — theoretical besttime: 1:30.577

Lap	Time	SE1	SP1	SE2	SP2	SE3	SP3	TSP	Lap	Time	SE1	SP1	SE2	SP2	SE3	SP3	TSP
1	2:09.773	1:04.709	188	35.597	206	29.467	201		7	1:39.761	28.850	197	33.476	211	37.435	49	
2	1:33.541	30.159	194	34.412	208	28.970	202		8	2:25.392	1:22.876	196	33.851	208	28.665	202	
3	1:34.322	30.105	197	34.100	203	30.117	203		9	1:31.360	28.972	197	33.638	210	28.750	204	
4	1:37.170	28.838	195	37.366	209	30.966	203		10	1:31.984	29.146	197	33.950	207	28.888	203	
5	1:31.379	29.032	198	33.673	210	28.674	**204**		11	**1:30.611**	28.684	199	**33.456**	**211**	**28.471**	**203**	
6	1:33.736	30.649	198	33.969	204	29.118	204		12	1:30.619	**28.650**	**198**	33.484	210	28.485	202	

86 Baumann, AUT / Eriksson, SWE — theoretical besttime: 1:30.393

Lap	Time	SE1	SP1	SE2	SP2	SE3	SP3	TSP	Lap	Time	SE1	SP1	SE2	SP2	SE3	SP3	TSP
1	1:56.212	48.632	190	35.874	204	31.706	196		7	1:37.657	28.698	200	34.116	209	34.843	200	
2	1:37.007	29.877	195	35.110	206	32.020	202		8	1:39.176	28.862	198	**33.283**	**210**	37.031	49	
3	1:31.928	29.260	195	33.988	206	28.680	201		9	4:13.523	3:10.055	191	34.660	207	28.808	203	
4	1:31.223	28.990	199	33.711	209	**28.522**	**203**		10	1:31.190	29.109	198	33.468	211	28.613	203	
5	**1:30.826**	28.866	200	33.341	210	28.619	201		11	1:30.995	**28.588**	**198**	33.584	208	28.823	202	
6	1:32.711	28.710	200	33.352	209	30.649	202										

87 Beaubelique, FRA / Gounon, FRA — theoretical besttime: 1:30.034

Lap	Time	SE1	SP1	SE2	SP2	SE3	SP3	TSP	Lap	Time	SE1	SP1	SE2	SP2	SE3	SP3	TSP
1	2:06.233	57.986	191	37.069	198	31.178	201		7	1:42.445	29.695	196	34.133	203	38.617	48	
2	1:36.542	31.403	189	35.329	201	29.810	200		8	2:28.109	1:24.761	190	34.279	207	29.069	202	
3	1:35.430	29.813	197	34.639	201	30.978	201		9	1:30.827	28.946	196	**33.326**	**210**	28.555	202	
4	1:34.389	29.670	194	34.732	202	29.987	202		10	1:30.431	28.630	197	33.379	210	28.422	202	
5	1:33.394	29.883	196	34.275	204	29.236	200		11	1:34.868	28.702	195	36.689	183	29.477	203	
6	1:36.633	32.518	193	34.703	203	29.412	201		12	**1:30.095**	**28.350**	**201**	33.387	210	**28.358**	**201**	

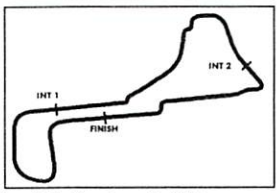

Blancpain GT Series Sprint Cup

Sector List Warm Up

Provisional

BLANCPAIN GT SERIES
ZOLDER 2017

Circuit Zolder, Length: 4000m
Air temperature: 19.06°C
Track temperature: 19.45°C
Weather condition: Dry

Sunday, June 04, 2017 10:10:00

88 Serralles, PUR / Juncadella, ESP — theoretical besttime: 1:30.215

Lap	Time	SE1	SP1	SE2	SP2	SE3	SP3	TSP	Lap	Time	SE1	SP1	SE2	SP2	SE3	SP3	TSP
1	2:16.069	59.349	186	43.012	177	33.708	198		7	1:42.101	28.989	199	34.309	209	38.803	49	
2	1:46.581	33.397	190	38.651	188	34.533	180		8	2:34.133	1:20.816	189	38.981	199	34.336	203	
3	1:48.486	35.551	182	39.092	177	33.843	200		9	1:30.617	28.746	199	**33.254**	**210**	28.617	202	
4	1:58.385	33.624	192	41.644	155	43.117	49		10	1:43.159	31.998	157	38.403	204	32.758	201	
5	1:59.233	52.959	196	36.860	205	29.414	202		11	**1:30.496**	**28.638**	**195**	33.535	210	**28.323**	**202**	
6	1:35.530	29.339	196	34.080	208	32.111	202										

89 Bourret, FRA / Belloc, FRA — theoretical besttime: 1:31.075

Lap	Time	SE1	SP1	SE2	SP2	SE3	SP3	TSP	Lap	Time	SE1	SP1	SE2	SP2	SE3	SP3	TSP
1	2:11.540	1:00.379	187	39.561	177	31.600	198		7	1:46.234	30.484	192	36.587	198	39.163	48	
2	1:37.123	30.749	192	36.915	202	29.459	200		8	2:30.583	1:26.711	192	34.832	205	29.040	201	
3	1:34.512	30.249	190	34.760	200	29.503	200		9	1:31.849	29.576	193	33.731	207	28.542	201	
4	1:33.897	30.073	193	34.605	204	29.219	**201**		10	1:31.792	29.378	195	33.923	208	28.491	201	
5	1:33.685	30.039	193	34.707	204	28.939	200		11	**1:31.151**	**29.009**	**196**	33.691	208	**28.451**	**200**	
6	1:33.222	30.000	192	34.143	206	29.079	201		12	1:31.160	29.039	194	**33.615**	**208**	28.506	201	

90 Meadows, GBR / Marciello, ITA — theoretical besttime: 1:30.411

Lap	Time	SE1	SP1	SE2	SP2	SE3	SP3	TSP	Lap	Time	SE1	SP1	SE2	SP2	SE3	SP3	TSP
1	2:31.412	1:20.303	184	36.565	201	34.544	116		7	2:28.868	1:25.233	196	34.498	206	29.137	202	
2	1:35.837	31.974	192	34.818	203	29.045	201		8	1:31.039	29.066	190	33.521	208	**28.452**	**202**	
3	1:32.782	29.980	193	33.927	206	28.875	201		9	1:30.864	28.839	199	33.542	210	28.483	202	
4	1:31.946	29.185	196	33.985	206	28.776	201		10	1:33.289	28.845	198	34.992	205	29.452	203	
5	1:30.994	29.107	197	33.374	207	28.513	201		11	**1:30.442**	**28.681**	**200**	**33.278**	**210**	28.483	202	
6	1:43.548	29.346	195	33.965	205	40.237	49		12	1:41.502	28.803	199	33.417	210	39.282	49	

333 Mattschull, DEU / Keilwitz, DEU — theoretical besttime: 1:31.337

Lap	Time	SE1	SP1	SE2	SP2	SE3	SP3	TSP	Lap	Time	SE1	SP1	SE2	SP2	SE3	SP3	TSP
1	2:00.478	50.259	195	35.734	193	34.485	**206**		6	1:31.502	**29.307**	**195**	33.627	209	28.568	204	
2	2:04.396	38.229	160	42.185	179	43.982	49		7	1:31.954	29.488	193	33.815	207	28.651	206	
3	5:55.987	4:49.990	188	35.828	198	30.169	197		8	**1:31.399**	29.340	198	**33.497**	**206**	28.562	206	
4	1:32.553	30.093	193	33.927	206	**28.533**	204		9	1:31.740	29.339	198	33.785	200	28.616	206	
5	1:31.972	29.730	196	33.647	208	28.595	204		10	1:31.581	29.339	197	33.671	209	28.571	202	

888 Earle, USA / Perel, ZAF — theoretical besttime: 1:30.990

Lap	Time	SE1	SP1	SE2	SP2	SE3	SP3	TSP	Lap	Time	SE1	SP1	SE2	SP2	SE3	SP3	TSP
1	3:10.695	2:02.707	193	38.138	203	29.850	202		7	1:31.547	29.319	199	33.807	209	**28.421**	**204**	
2	1:39.440	30.415	198	38.843	197	30.182	203		8	**1:31.294**	29.128	197	33.524	211	28.642	204	
3	1:34.463	30.277	198	35.087	207	29.099	203		9	1:31.497	29.161	199	33.788	211	28.548	206	
4	1:38.087	31.797	198	35.714	205	30.576	202		10	1:32.077	**29.102**	**200**	33.960	208	29.015	207	
5	1:48.406	30.636	197	34.913	206	42.857	48		11	1:31.967	29.442	198	**33.467**	**208**	29.058	200	
6	3:37.254	2:34.023	188	34.445	208	28.786	206										