

Blancpain GT Series Sprint Cup

Result List Qualifying 1

Provisional



Brands Hatch, Length: 3916m
Air temperature: 22.17°C
Track temperature: 27.34°C
Weather condition: Dry

POSTED
at 18h15m

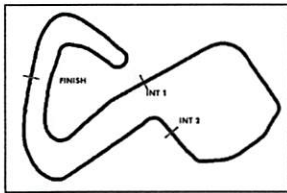
Saturday, May 07, 2016 17:00:00

Stewards
Log N° 43

started : 37 classified : 37 not classified : 0

Nr.	Drivers	Team	Lap	Best Time	Gap	Diff	Kph	Day Time
Cl.	Car	Entrant						
1	99 A.Sims/P.Eng BMW F13 M6 GT3	Rowe Racing Rowe Racing	5	1:23.926			167.9	17:09:43
2	4 D.Vanhooor/R.Frijns Audi R8 LMS	Belgian Audi Club Team WRT Belgian Audi Club Team WRT	4	1:23.971	0.045	0.045	167.8	17:07:36
3	16 J.Bleekemolen/S.Rosina Lamborghini Huracan GT3	GRT Grasser Racing Team GRT Grasser Racing Team	10	1:24.033	0.107	0.062	167.7	17:15:56
4	58 R.Bell/A.Parente McLaren 650 S GT3	Garage 59 Garage 59	6	1:24.084	0.158	0.051	167.6	17:11:46
5	88 F.Rosenqvist/T.Vautier Mercedes-AMG GT3	AKKA ASP AKKA ASP	5	1:24.121	0.195	0.037	167.5	17:07:14
6	84 D.Baumann/M.Buhk Mercedes-AMG GT3	HTP Motorsport HTP Motorsport	4	1:24.260	0.334	0.139	167.3	17:07:06
7	86 B.Schneider/J.Szymkowiak Mercedes-AMG GT3	HTP Motorsport HTP Motorsport	6	1:24.361	0.435	0.101	167.1	17:09:45
8	98 S.Dusseldorp/J.Krohn BMW F13 M6 GT3	Rowe Racing Rowe Racing	5	1:24.447	0.521	0.086	166.9	17:10:47
9	7 V.Abril/S.Kane Bentley Continental GT3	Bentley Team M-Sport Bentley Team M-Sport	5	1:24.548	0.622	0.101	166.7	17:09:39
10	101 D.Zampieri/P.Niederhauser Lamborghini Huracan GT3	Attempto Racing Attempto Racing	4	1:24.613	0.687	0.065	166.6	17:07:27
11	1 F.Vervisch/L.Vanhooor Audi R8 LMS	Belgian Audi Club Team WRT Belgian Audi Club Team WRT	4	1:24.743	0.817	0.130	166.3	17:09:55
12	26 M.Parisy/C.Haase Audi R8 LMS	Sainteloc Racing Sainteloc Junior Team	7	1:24.755	0.829	0.012	166.3	17:10:52
13	85 C.Schmid/J.Jafaar Mercedes-AMG GT3	HTP Motorsport HTP Motorsport	6	1:24.811	0.885	0.056	166.2	17:09:04
14	23 M.Takaboshi/A.Buncombe Nissan GT-R Nismo GT3	Nissan GT Academy Team RJN Nissan GT Academy Team RJN	5	1:24.815	0.889	0.004	166.2	17:07:33
15	8 M.Soulet/A.Soucek Bentley Continental GT3	Bentley Team M-Sport Bentley Team M-Sport	4	1:25.007	1.081	0.192	165.8	17:10:09
16	100 M.Van Splunteren/J.Mul Silver Lamborghini Huracan GT3	Attempto Racing Attempto Racing	3	1:25.139	1.213	0.132	165.5	17:07:11
17	25 R.Monti/E.Sandström Audi R8 LMS	Sainteloc Racing Sainteloc Junior Team	5	1:25.368	1.442	0.229	165.1	17:07:41
18	59 M.Plowman/C.Ledogar McLaren 650 S GT3	Garage 59 Garage 59	7	1:25.411	1.485	0.043	165.0	17:11:53
19	333 M.Seefried/N.Siedler Ferrari 458 GT3	Rinaldi Racing Rinaldi Racing	4	1:25.415	1.489	0.004	165.0	17:08:07
20	5 N.Moller Madsen/M.Pommer Silver Audi R8 LMS	Phoenix Racing Phoenix Racing	6	1:25.423	1.497	0.008	165.0	17:12:29
21	6 N.Mayr-Melnhof/M.Winkelhock Audi R8 LMS	Phoenix Racing Phoenix Racing	5	1:25.452	1.526	0.029	164.9	17:11:15
22	33 E.Ide/C.Mies Audi R8 LMS	Belgian Audi Club Team WRT Team WRT	2	1:25.458	1.532	0.006	164.9	17:03:26
23	77 D.Valsecchi/M.Mapelli Lamborghini Huracan GT3	Attempto Racing Attempto Racing	3	1:25.606	1.680	0.148	164.6	17:07:54
24	22 R.Sanchez/S.Walkinshaw Silver Nissan GT-R Nismo GT3	Nissan GT Academy Team RJN Nissan GT Academy Team RJN	4	1:25.612	1.686	0.006	164.6	17:10:07
25	90 E.Perez Companc/R.Giammaria Ferrari 458 Italia GT3	AF Corse AF Corse	5	1:25.648	1.722	0.036	164.5	17:08:07
26	3 R.Baptista/S.Jimenez Audi R8 LMS	Belgian Audi Club Team WRT Team WRT	4	1:25.657	1.731	0.009	164.5	17:11:30

Blancpain International Series
Signature



Blancpain GT Series Sprint Cup

Result List Qualifying 1

Provisional



Brands Hatch, Length: 3916m
Air temperature: 22.17°C
Track temperature: 27.34°C
Weather condition: Dry

Saturday, May 07, 2016 17:00:00

started : 37 classified : 37 not classified : 0

Nr. Drivers	Team	Lap	Best Time	Gap	Diff	Kph	Day Time
Cl. Car	Entrant						
27 19 M.Beretta/L.Stolz Silver Lamborghini Huracan GT3	GRT Grasser Racing Team	5	1:26.046	2.120	0.389	163.8	17:07:47
28 2 S.Leonard/M.Meadows Silver Audi R8 LMS	Belgian Audi Club Team WRT	3	1:26.650	2.724	0.604	162.6	17:04:56
29 11 M.Broniszewski/G.Piccini PAM Ferrari 458 GT3	Kessel Racing	4	1:26.940	3.014	0.290	162.1	17:06:38
30 87 J.Beaubelique/M.Moullin-Traffort PAM Mercedes-AMG GT3	AKKA ASP	5	1:27.110	3.184	0.170	161.8	17:07:53
31 66 S.Parrow/D.Keilwitz PAM Ferrari 458 Italia GT3	Black Pearl Racing	3	1:28.055	4.129	0.945	160.0	17:05:31
32 36 D.Gonzales/S.Asch PAM Porsche 911 GT3 R	Team a-workx	8	1:29.010	5.084	0.955	158.3	17:12:35
33 89 C.Bourret/J.Belloc PAM Mercedes-AMG GT3	AKKA ASP	4	1:29.102	5.176	0.092	158.2	17:06:35
34 55 C.Sdanewitsch/S.Lemeret AM Ferrari 458 Italia GT3	AF Corse	2	1:31.199	7.273	2.097	154.5	17:03:39
35 74 M.Stockinger/F.Perera Audi R8 LMS	ISR	3	1:36.048	12.122	4.849	146.7	17:04:31
36 63 N.Pohler/M.Bortolotti Lamborghini Huracan GT3	GRT Grasser Racing Team	3	1:46.817	22.891	10.769	131.9	17:10:35
37 75 F.Stippler/F.Salaquarda Audi R8 LMS	ISR	3	1:50.250	26.324	3.433	127.8	17:05:01

Subject to final scrutineering!

Alain Adam
Alain ADAM
Race Director

Publications Time:

Race Director:

Time Keeping: *Pa*

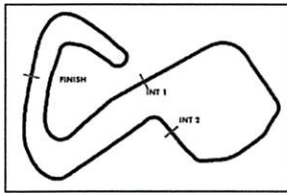
BLANCPAIN Timing

ver: 1.0

www.blancpain-gt-series.com

Page 2/ 2 printed: 7.5.2016 17:16





Blancpain GT Series Sprint Cup

Class Result List Qualifying 1

Provisional



Brands Hatch, Length: 3916m
 Air temperature: 22.17°C
 Track temperature: 27.34°C
 Weather condition: Dry

Saturday, May 07, 2016 17:00:00

started : 37 classified : 37 not classified : 0

Nr. Drivers	Team	Lap	Best Time	Gap	Diff	Kph	Day Time
Car	Competitor						

CLASS: AM Cup

Started: 1 Classified: 1 Not Classified: 0

1	55	C.Sdanewitsch/S.Lemeret	AF Corse	2	1:31.199			154.5	17:03:39
		Ferrari 458 Italia GT3	AF Corse						

CLASS: Pro-AM Cup

Started: 5 Classified: 5 Not Classified: 0

1	11	M.Broniszewski/G.Piccini	Kessel Racing	4	1:26.940			162.1	17:06:38
		Ferrari 458 GT3	Kessel Racing						
2	87	J.Beaubelique/M.Moullin-Traffort	AKKA ASP	5	1:27.110	0.170	0.170	161.8	17:07:53
		Mercedes-AMG GT3	AKKA ASP						
3	66	S.Parrow/D.Keilwitz	Black Pearl Racing	3	1:28.055	1.115	0.945	160.0	17:05:31
		Ferrari 458 Italia GT3	Rinaldi Racing						
4	36	D.Gonzales/S.Asch	Team a-workx	8	1:29.010	2.070	0.955	158.3	17:12:35
		Porsche 911 GT3 R	Team a-workx						
5	89	C.Bourret/J.Belloc	AKKA ASP	4	1:29.102	2.162	0.092	158.2	17:06:35
		Mercedes-AMG GT3	AKKA ASP						

CLASS: Silver Cup

Started: 5 Classified: 5 Not Classified: 0

1	100	M.Van Splunteren/J.Mul	Attempto Racing	3	1:25.139			165.5	17:07:11
		Lamborghini Huracan GT3	Attempto Racing						
2	5	N.Moller Madsen/M.Pommer	Phoenix Racing	6	1:25.423	0.284	0.284	165.0	17:12:29
		Audi R8 LMS	Phoenix Racing						
3	22	R.Sanchez/S.Walkinshaw	Nissan GT Academy Team RJN	4	1:25.612	0.473	0.189	164.6	17:10:07
		Nissan GT-R Nismo GT3	Nissan GT Academy Team RJN						
4	19	M.Beretta/L.Stolz	GRT Grasser Racing Team	5	1:26.046	0.907	0.434	163.8	17:07:47
		Lamborghini Huracan GT3	GRT Grasser Racing Team						
5	2	S.Leonard/M.Meadows	Belgian Audi Club Team WRT	3	1:26.650	1.511	0.604	162.6	17:04:56
		Audi R8 LMS	Team WRT						

Subject to final scrutineering!

Alain ADAM

Publications Time:

Race Director:

Race Director: *[Signature]*

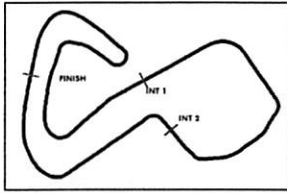
BLANCPAIN Timing

ver: 1.0

www.blancpain-gt-series.com

Page 1/ 1 printed: 7.5.2016 17:16





Blancpain GT Series Sprint Cup

Sector List Qualifying 1

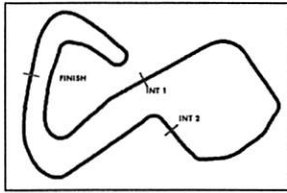
Provisional



Brands Hatch, Length: 3916m
 Air temperature: 22.17°C
 Track temperature: 27.34°C
 Weather condition: Dry

Saturday, May 07, 2016 17:00:00

Lap	Time	SE1	SP1	SE2	SP2	SE3	SP3	TSP	Lap	Time	SE1	SP1	SE2	SP2	SE3	SP3	TSP
1 Vervisch, BEL / Vanthoor, BEL									theoretical besttime: 1:24.661								
1	5:31.841					5:31.841			4	1:24.743	26.906	189	37.314	179	20.523	225	231
2	1:31.922	32.780	186	38.627	171	20.515	225	229	5		27.105	190	39.024	143			231
3	1:25.649	27.096	188	38.112	172	20.441	225	232									
2 Leonard, GBR / Meadows, GBR									theoretical besttime: 1:26.365								
1	1:58.851	55.570	159	41.864	155	21.417	219	225	3	1:26.650	27.776	188	38.189	172	20.685	224	230
2	1:29.934	28.188	185	40.965	165	20.781	222	183	4		27.491	188	38.197	172			230
3 Baptista, BRA / Jimenez, BRA									theoretical besttime: 1:25.405								
1	7:01.781					7:01.781			4	1:25.657	27.323	187	37.767	165	20.567	225	231
2	1:36.367	33.953	182	41.385	165	21.029	221	227	5	1:25.754	27.184	187	37.840	168	20.730	226	232
3	1:26.169	27.520	185	38.195	165	20.454	225	231	6		27.565	187	37.987	166			231
4 Vanthoor, BEL / Frijns, NED									theoretical besttime: 1:23.969								
1	3:14.339					3:14.339			4	1:23.971	26.792	190	37.104	179	20.075	226	233
2	1:32.742	33.847	182	38.568	170	20.327	225	228	5	1:24.085	26.790	190	37.154	173	20.141	225	232
3	1:24.365	26.951	189	37.184	172	20.230	226	230	6		26.872	189	38.246	148			231
5 Moller Madsen, DNK / Pommer, DEU									theoretical besttime: 1:25.423								
1	5:11.151					5:11.151			5	1:26.603	27.428	187	38.709	175	20.466	224	228
2	1:33.517	33.891	186	38.916	169	20.710	223	228	6	1:25.423	27.283	189	37.897	175	20.243	225	230
3	1:26.426	27.706	178	38.299	171	20.421	225	229	7		27.326	189	39.048	154			230
4	1:25.814	27.316	188	38.019	173	20.479	224	232									
6 Mayr-Melnhof, AUT / Winkelhock, DEU									theoretical besttime: 1:25.200								
1	5:25.274					5:25.274			4	1:25.979	27.189	188	38.093	159	20.697	223	231
2	1:32.263	33.016	183	38.573	164	20.674	222	227	5	1:25.452	27.217	189	37.829	175	20.406	225	229
3	1:25.643	27.513	188	37.816	178	20.314	224	231	6		27.254	187	37.697	178			229
7 Abril, MCO / Kane, GBR									theoretical besttime: 1:24.457								
1	3:43.248					3:43.248			4	1:24.582	27.035	193	37.392	171	20.155	228	234
2	1:40.708	37.577	182	39.961	161	23.170	225	230	5	1:24.548	26.910	193	37.435	170	20.203	228	235
3	1:25.134	27.567	193	37.406	167	20.161	229	234	6		28.765	185	40.011	157			232
8 Soulet, BEL / Soucek, ESP									theoretical besttime: 1:24.987								
1	5:45.449					5:45.449			4	1:25.007	27.131	187	37.536	168	20.340	227	233
2	1:32.187	34.012	191	37.794	165	20.381	227	232	5		27.186	193	37.529	169			233
3	1:25.462	27.286	191	37.516	162	20.660	227	233									
11 Broniszewski, POL / Piccini, ITA									theoretical besttime: 1:26.689								
1	2:06.595					2:06.595			4	1:26.940	27.786	189	38.291	164	20.863	223	231
2	1:35.793	33.840	187	41.103	162	20.850	224	213	5		27.548	190	39.332	159			228
3	1:28.218	28.130	189	38.605	150	21.483	224	229									
16 Bleekemolen, NLD / Rosina, SVK									theoretical besttime: 1:24.033								
1	1:24.709					1:24.709			6	2:39.007	27.863	188	38.001	171	1:33.143		235
2	1:41.569	36.829	178	40.667	167	24.073	223	229	7	1:37.132	34.412	187	38.652	152	24.068	227	233
3	1:25.053	27.126	188	37.444	169	20.483	225	233	8	1:24.259	26.881	189	37.163	178	20.215	227	234
4	1:28.792	28.391	182	39.431	150	20.970	224	232	9	1:26.631	26.818	190	37.571	161	22.242	229	236
5	1:24.501	26.926	191	37.307	176	20.268	228	235	10	1:24.033	26.769	192	37.098	178	20.166	229	234



Blancpain GT Series Sprint Cup

Sector List Qualifying 1

Provisional



Brands Hatch, Length: 3916m
 Air temperature: 22.17°C
 Track temperature: 27.34°C
 Weather condition: Dry

Saturday, May 07, 2016 17:00:00

Lap	Time	SE1	SP1	SE2	SP2	SE3	SP3	TSP	Lap	Time	SE1	SP1	SE2	SP2	SE3	SP3	TSP
19 Beretta, ITA / Stolz, DEU									theoretical besttime: 1:26.046								
1	1:54.721	50.375	179	42.258	140	22.088	224	210	4	1:26.963	27.491	189	38.631	175	20.841	226	232
2	1:27.967	28.035	187	39.126	162	20.806	225	232	5	1:26.046	27.348	190	38.163	171	20.535	225	233
3	1:30.982	27.750	188	40.563	169	22.669	224	229	6	27.857	171	41.109	158				208

22 Sanchez, MEX / Walkinshaw, GBR									theoretical besttime: 1:25.514								
1	5:19.988					5:19.988			5	1:25.702	27.250	193	37.820	179	20.632	230	237
2	1:48.338	42.799	148	44.125	112	21.414	228	221	6	1:27.707	27.520	194	39.403	165	20.784	230	240
3	1:32.587	30.422	152	40.992	132	21.173	229	237	7	1:26.425	27.394	194	38.195	170	20.836	228	237
4	1:25.612	27.250	194	37.918	171	20.444	229	238	8	27.538	194	38.426	161				236

23 Takaboshi, JPN / Buncombe, GBR									theoretical besttime: 1:24.815								
1	1:47.605	46.250	180	40.402	160	20.953	227	234	4	1:26.975	27.294	196	37.706	156	21.975	230	240
2	1:25.939	27.669	193	37.847	171	20.423	229	237	5	1:24.815	27.135	195	37.436	170	20.244	229	240
3	1:27.740	27.526	194	37.961	145	22.253	229	238	6	30.347	189	38.877	169				233

25 Monti, FRA / Sandström, SWE									theoretical besttime: 1:25.326								
1	1:57.276	55.207	179	40.949	163	21.120	222	226	5	1:25.368	27.085	184	37.968	170	20.315	225	231
2	1:26.399	27.601	187	38.208	169	20.590	223	230	6	1:28.826	27.558	177	40.276	152	20.992	225	231
3	1:25.903	27.163	189	38.236	172	20.504	225	231	7	1:25.669	27.203	188	37.961	173	20.505	224	230
4	1:25.471	27.050	188	38.053	169	20.368	225	230	8	28.898	187	40.424	146				229

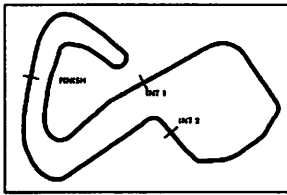
26 Parisy, FRA / Haase, DEU									theoretical besttime: 1:24.755								
1	2:14.233	1:12.284	181	40.841	155	21.108	221	224	6	1:25.134	27.117	189	37.715	173	20.302	225	230
2	1:26.171	27.636	187	37.875	170	20.660	224	229	7	1:24.755	26.861	189	37.616	173	20.278	223	231
3	1:29.138	27.084	189	40.637	152	21.417	224	231	8	1:30.011	27.383	187	40.350	133	22.278	225	219
4	1:25.567	27.269	186	37.676	174	20.622	223	231	9	27.147	189	39.899	149				222
5	1:26.309	27.398	188	38.458	170	20.453	224	230									

33 Ide, BEL / Mies, DEU									theoretical besttime: 1:25.036								
1	2:00.344	57.880	182	40.287	149	22.177	221	223	3	1:26.558	27.892	187	38.029	170	20.637	225	231
2	1:25.458	27.369	188	37.734	177	20.355	224	232	4		27.146	190	37.535	178			232

36 Gonzales, DEU / Asch, DEU									theoretical besttime: 1:28.684								
1	2:05.956	1:01.658	173	42.461	156	21.837	225	227	6	1:31.217	28.371	185	41.776	147	21.070	226	193
2	1:30.178	28.774	179	40.364	162	21.040	225	231	7	1:29.819	28.275	175	40.492	156	21.052	224	230
3	1:29.680	28.251	189	40.243	153	21.186	227	217	8	1:29.010	28.358	187	39.676	159	20.976	226	234
4	1:29.035	28.271	189	39.457	152	21.307	226	231	9		28.369	189	44.428	146			172
5	1:29.806	29.047	182	39.555	150	21.204	227	234									

55 Sdanewitsch, DEU / Lemeret, BEL									theoretical besttime: 1:30.288								
1	2:07.170	59.136	163	44.958	141	23.076	225	209	4	5:11.906	28.694	188	40.911	121	4:02.301		236
2	1:31.199	29.328	190	40.494	158	21.377	229	235	5	1:37.635	35.763	188	40.324	163	21.548	226	234
3	1:32.708	28.587	190	41.798	151	22.323	227	235	6		38.252	157	44.560	137			199

58 Bell, GBR / Parente, PRT									theoretical besttime: 1:23.920								
1	4:26.624					4:26.624			5	1:26.726	27.589	188	38.464	134	20.673	226	235
2	1:39.660	40.436	191	37.979	159	21.245	227	234	6	1:24.084	26.767	193	37.235	174	20.082	229	236
3	1:24.186	26.845	193	37.212	172	20.129	228	235	7		26.965	194	37.202	175			236
4	1:24.200	26.674	194	37.164	177	20.362	228	237									



Blancpain GT Series Sprint Cup

Sector List Qualifying 1

Provisional



Brands Hatch, Length: 3916m
Air temperature: 22.17°C
Track temperature: 27.34°C
Weather condition: Dry

Saturday, May 07, 2016 17:00:00

Lap	Time	SE1	SP1	SE2	SP2	SE3	SP3	TSP	Lap	Time	SE1	SP1	SE2	SP2	SE3	SP3	TSP
59 Plowman, GBR / Ledogar, FRA									theoretical besttime: 1:25.197								
1	2:48.888					2:48.888			5	1:25.710	27.095	192	37.872	162	20.743	194	234
2	1:45.821	39.952	151	41.136	126	24.733	226	231	6	1:32.385	29.250	160	40.480	156	22.655	225	222
3	1:28.611	27.499	192	38.947	132	22.165	228	232	7	1:25.411	27.196	192	37.750	166	20.465	227	233
4	1:25.452	27.350	191	37.661	161	20.441	226	233	8		27.095	191	37.854	165			233

63 Pohler, DEU / Bortolotti, ITA									theoretical besttime: 1:44.059								
1	6:43.731					6:43.731			3	1:46.817	35.289	137	47.334	140	24.194	210	203
2	2:04.180	46.629	118	51.180	108	26.371	202	183	4		33.515	143	46.350	118			204

66 Parrow, DEU / Keilwitz, DEU									theoretical besttime: 1:27.907								
1	2:34.516	1:32.866	181	40.258	157	21.392	226	229	6	1:28.996	28.063	191	39.591	155	21.342	226	234
2	1:28.233	27.942	193	39.280	158	21.011	229	235	7	1:30.910	28.609	168	40.305	141	21.996	196	230
3	1:28.055	27.723	194	39.209	158	21.123	227	236	8	1:31.363	28.904	190	41.227	152	21.232	227	233
4	1:28.728	28.386	189	39.367	157	20.975	229	236	9	1:31.372	28.228	190	39.731	145	23.413	226	236
5	1:30.596	29.184	185	39.734	160	21.678	226	234	10	1:29.098	28.437	189	39.513	154	21.148	228	236

74 Stockinger, PHI / Perera, FRA									theoretical besttime: 1:35.767								
1	1:02.587					1:02.587			3	1:36.048	30.992	173	42.694	152	22.362	216	226
2	1:51.728	42.405	144	45.942	131	23.381	215	207	4		30.711	175	44.511	100			211

75 Stippler, DEU / Salaquarda, CZE									theoretical besttime: 1:42.439								
1	1:16.723					1:16.723			3	1:50.250	33.891	175	50.566	103	25.793	216	214
2	1:53.463	43.991	158	45.784	130	23.688	210	207	4		32.967	123	54.549	147			86

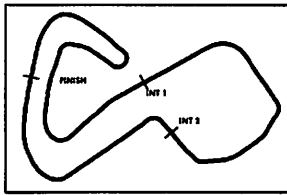
77 Valsecchi, ITA / Mapelli, ITA									theoretical besttime: 1:25.301								
1	4:50.926					4:50.926			5	1:30.330	27.112	187	38.113	165	25.105	219	233
2	1:37.490	36.479	184	40.015	140	20.996	225	227	6	1:38.543	32.977	171	44.820	105	20.746	226	180
3	1:25.606	27.325	189	37.926	168	20.355	226	233	7	1:25.931	27.365	188	37.834	177	20.732	225	234
4	1:34.981	32.020	166	42.086	154	20.875	225	193	8		32.138	157	44.492	136			199

84 Baumann, DEU / Buhk, DEU									theoretical besttime: 1:24.143								
1	2:37.712					2:37.712			5	1:29.012	26.910	192	41.861	159	20.241	225	234
2	1:38.233	38.364	183	39.332	166	20.537	225	226	6	1:24.328	26.808	193	37.288	175	20.232	228	234
3	1:25.810	27.962	188	37.537	170	20.311	227	231	7	1:26.266	28.439	191	37.634	172	20.193	228	232
4	1:24.260	26.841	192	37.372	169	20.047	227	233	8		27.072	193	39.740	135			231

85 Schmid, AUT / Jafaar, MYS									theoretical besttime: 1:24.501								
1	1:52.012	49.952	179	40.829	143	21.231	224	226	5	1:29.708	28.084	166	40.136	142	21.488	225	233
2	1:26.397	27.754	189	38.013	161	20.630	225	231	6	1:24.811	27.066	191	37.452	175	20.293	225	233
3	1:25.114	27.087	192	37.379	174	20.648	227	230	7	1:25.234	26.829	192	38.015	171	20.390	225	231
4	1:25.174	27.050	192	37.450	175	20.674	225	231	8		27.129	193	37.577	171			233

86 Schneider, DEU / Szymkowiak, NLD									theoretical besttime: 1:24.361								
1	2:17.515					2:17.515			5	1:28.929	29.141	182	39.287	169	20.501	227	230
2	1:39.573	38.220	183	40.607	159	20.746	221	226	6	1:24.361	26.887	191	37.157	177	20.317	225	233
3	1:29.535	27.244	190	37.646	172	24.645	221	231	7	1:34.700	30.187	166	44.139	167	20.374	226	180
4	1:24.620	27.017	191	37.216	175	20.387	225	232	8		26.944	192	37.194	174			233

87 Beaubelique, FRA / Moullin-Traffort, FRA									theoretical besttime: 1:26.909								
1	2:02.861	56.420	162	44.147	151	22.294	222	187	4	1:27.541	27.920	188	38.764	165	20.857	223	231
2	1:28.093	27.874	189	39.048	160	21.171	222	229	5	1:27.110	27.468	190	38.749	160	20.893	223	229
3	1:27.183	27.742	187	38.630	160	20.811	223	230	6		27.622	189	38.833	166			229



Blancpain GT Series Sprint Cup

Sector List Qualifying 1

Provisional



Brands Hatch, Length: 3916m
 Air temperature: 22.17°C
 Track temperature: 27.34°C
 Weather condition: Dry

Saturday, May 07, 2016 17:00:00

Lap	Time	SE1	SP1	SE2	SP2	SE3	SP3	TSP	Lap	Time	SE1	SP1	SE2	SP2	SE3	SP3	TSP
88 Rosenqvist, SWE / Vautier, FRA									theoretical besttime: 1:24.021								
1	1:19.867					1:19.867			5	1:24.121	26.656	193	37.342	180	20.123	224	231
2	1:38.439	35.813	188	42.324	163	20.302	225	192	6	1:29.387	29.531	190	38.414	155	21.442	226	231
3	1:26.452	27.427	188	38.660	166	20.365	225	227	7		26.640	192	37.639	178			232
4	1:24.278	26.855	192	37.258	173	20.165	225	230									
89 Bourret, FRA / Belloc, FRA									theoretical besttime: 1:29.087								
1	2:05.246	58.086	140	44.775	150	22.385	220	199	4	1:29.102	28.170	186	39.711	158	21.221	224	229
2	1:30.220	28.964	185	39.968	165	21.288	223	227	5	1:30.007	28.824	186	39.897	158	21.286	223	229
3	1:29.585	28.622	184	39.696	164	21.267	224	227	6		28.612	184	45.842	116			195
90 Perez Companc, ARG / Giammaria, ITA									theoretical besttime: 1:25.599								
1	1:58.681					1:58.681			5	1:25.648	27.273	194	37.789	179	20.586	232	239
2	1:50.155	39.416	176	47.048	149	23.691	229	168	6	1:27.502	27.456	193	39.445	169	20.601	231	228
3	1:26.340	27.634	193	38.169	173	20.537	233	236	7	1:26.890	27.381	191	38.960	166	20.549	232	235
4	1:26.234	27.445	194	38.208	164	20.581	232	238	8		27.799	187	42.273	147			186
98 Dusseldorp, NLD / Krohn, FIN									theoretical besttime: 1:24.175								
1	4:47.454					4:47.454			4	1:24.546	27.210	189	37.142	173	20.194	226	233
2	1:43.441	37.233	179	43.109	110	23.099	226	186	5	1:24.447	26.884	190	37.414	170	20.149	227	232
3	1:26.450	27.345	190	37.565	162	21.540	227	233	6		27.111	190	38.257	154			233
99 Sims, GBR / Eng, AUT									theoretical besttime: 1:23.926								
1	3:37.756					3:37.756			5	1:23.926	26.720	192	36.994	180	20.212	227	234
2	1:42.916	36.311	131	42.974	161	23.631	228	193	6	1:30.707	26.888	187	42.423	114	21.396	227	232
3	1:24.345	26.834	193	37.237	178	20.274	228	235	7		27.055	176	42.438	148			205
4	1:33.365	28.690	167	41.573	151	23.102	227	233									
100 Van Splunteren, NLD / Mul, NLD									theoretical besttime: 1:24.750								
1	4:10.544					4:10.544			5	1:25.162	27.073	189	37.560	175	20.529	225	235
2	1:35.068	34.896	151	39.716	172	20.456	226	220	6	1:26.822	27.029	192	39.070	168	20.723	226	235
3	1:25.139	27.131	191	37.746	174	20.262	226	233	7	1:25.247	26.928	191	37.856	174	20.463	227	234
4	1:26.006	27.156	190	38.415	177	20.435	226	234	8		30.030	183	40.486	153			205
101 Zampieri, ITA / Niederhauser, CHE									theoretical besttime: 1:24.557								
1	2:59.975					2:59.975			5	1:26.763	28.493	187	37.958	173	20.312	226	235
2	1:36.839	36.715	163	38.844	171	21.280	225	231	6	1:30.735	27.285	188	42.149	161	21.301	227	187
3	1:25.476	27.115	191	37.613	171	20.748	227	234	7		27.183	191	39.652	175			209
4	1:24.613	26.877	191	37.368	179	20.368	225	235									
333 Seefried, DEU / Siedler, AUT									theoretical besttime: 1:25.079								
1	3:40.349					3:40.349			5	1:25.992	27.086	190	38.454	172	20.452	226	232
2	1:34.472	33.668	175	39.995	152	20.809	225	229	6	1:25.448	27.092	190	38.014	172	20.342	225	231
3	1:26.118	27.369	190	38.286	163	20.463	225	232	7		27.802	187	38.138	164			233
4	1:25.415	27.029	191	37.708	170	20.678	226	234									