

Blancpain GT Series Sprint Cup

Result List Qualifying 2

Provisional



Brands Hatch, Length: 3916m
Air temperature: 22.82°C
Track temperature: 29.46°C
Weather condition: Dry

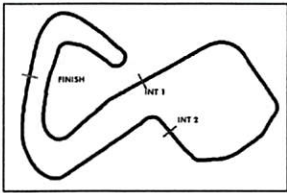
POSTED
at 18h15m

Saturday, May 07, 2016 17:22:00

Stewards
Log N° 44

started : 37 classified : 37 not classified : 0

Nr.	Drivers	Team	Lap	Best Time	Gap	Diff	Kph	Day Time
Cl.	Car	Entrant						
1	63 N.Pohler/M.Bortolotti	GRT Grasser Racing Team	4	1:23.524			168.7	17:27:51
	Lamborghini Huracan GT3	GRT Grasser Racing Team						
2	84 D.Baumann/M.Buhk	HTP Motorsport	5	1:23.593	0.069	0.069	168.6	17:32:00
	Mercedes-AMG GT3	HTP Motorsport						
3	33 E.Ide/C.Mies	Belgian Audi Club Team WRT	6	1:23.596	0.072	0.003	168.6	17:34:09
	Audi R8 LMS	Team WRT						
4	74 M.Stockinger/F.Perera	ISR	6	1:23.687	0.163	0.091	168.4	17:33:06
	Audi R8 LMS	ISR						
5	4 D.Vanhooor/R.Frijns	Belgian Audi Club Team WRT	4	1:23.902	0.378	0.215	168.0	17:28:44
	Audi R8 LMS	Belgian Audi Club Team WRT						
6	1 F.Vervisch/L.Vanhooor	Belgian Audi Club Team WRT	3	1:23.904	0.380	0.002	168.0	17:30:49
	Audi R8 LMS	Belgian Audi Club Team WRT						
7	85 C.Schmid/J.Jafaar	HTP Motorsport	4	1:24.021	0.497	0.117	167.7	17:30:21
	Mercedes-AMG GT3	HTP Motorsport						
8	86 B.Schneider/J.Szymkowiak	HTP Motorsport	8	1:24.021	0.497		167.7	17:36:27
	Mercedes-AMG GT3	HTP Motorsport						
9	7 V.Abril/S.Kane	Bentley Team M-Sport	4	1:24.033	0.509	0.012	167.7	17:31:51
	Bentley Continental GT3	Bentley Team M-Sport						
10	58 R.Bell/A.Parente	Garage 59	5	1:24.055	0.531	0.022	167.7	17:31:55
	McLaren 650 S GT3	Garage 59						
11	6 N.Mayr-Melnhof/M.Winkelhock	Phoenix Racing	7	1:24.134	0.610	0.079	167.5	17:34:55
	Audi R8 LMS	Phoenix Racing						
12	98 S.Dusseldorp/J.Krohn	Rowe Racing	6	1:24.140	0.616	0.006	167.5	17:33:08
	BMW F13 M6 GT3	Rowe Racing						
13	26 M.Parisy/C.Haase	Sainteloc Racing	8	1:24.147	0.623	0.007	167.5	17:38:04
	Audi R8 LMS	Sainteloc Junior Team						
14	333 M.Seefried/N.Siedler	Rinaldi Racing	9	1:24.204	0.680	0.057	167.4	17:36:37
	Ferrari 458 GT3	Rinaldi Racing						
15	77 D.Valsecchi/M.Mapelli	Attempto Racing	3	1:24.237	0.713	0.033	167.3	17:28:30
	Lamborghini Huracan GT3	Attempto Racing						
16	101 D.Zampieri/P.Niederhauser	Attempto Racing	4	1:24.241	0.717	0.004	167.3	17:29:37
	Lamborghini Huracan GT3	Attempto Racing						
17	87 J.Beaubelique/M.Moullin-Traffort	AKKA ASP	4	1:24.273	0.749	0.032	167.2	17:28:03
	PAM Mercedes-AMG GT3	AKKA ASP						
18	99 A.Sims/P.Eng	Rowe Racing	5	1:24.282	0.758	0.009	167.2	17:32:53
	BMW F13 M6 GT3	Rowe Racing						
19	19 M.Beretta/L.Stolz	GRT Grasser Racing Team	2	1:24.300	0.776	0.018	167.2	17:25:06
	Silver Lamborghini Huracan GT3	GRT Grasser Racing Team						
20	3 R.Baptista/S.Jimenez	Belgian Audi Club Team WRT	6	1:24.411	0.887	0.111	167.0	17:32:02
	Audi R8 LMS	Team WRT						
21	2 S.Leonard/M.Meadows	Belgian Audi Club Team WRT	6	1:24.436	0.912	0.025	166.9	17:31:05
	Silver Audi R8 LMS	Team WRT						
22	8 M.Soulet/A.Soucek	Bentley Team M-Sport	3	1:24.453	0.929	0.017	166.9	17:30:41
	Bentley Continental GT3	Bentley Team M-Sport						
23	5 N.Moller Madsen/M.Pommer	Phoenix Racing	9	1:24.540	1.016	0.087	166.7	17:37:47
	Silver Audi R8 LMS	Phoenix Racing						
24	89 C.Bouret/J.Belloc	AKKA ASP	9	1:24.656	1.132	0.116	166.5	17:36:33
	PAM Mercedes-AMG GT3	AKKA ASP						
25	11 M.Broniszewski/G.Piccini	Kessel Racing	4	1:24.662	1.138	0.006	166.5	17:30:54
	PAM Ferrari 458 GT3	Kessel Racing						
26	66 S.Parrow/D.Keilwitz	Black Pearl Racing	8	1:24.679	1.155	0.017	166.4	17:36:42
	PAM Ferrari 458 Italia GT3	Rinaldi Racing						



Blancpain GT Series Sprint Cup

Result List Qualifying 2

Provisional



Brands Hatch, Length: 3916m
 Air temperature: 22.82°C
 Track temperature: 29.46°C
 Weather condition: Dry

Saturday, May 07, 2016 17:22:00

started : 37 classified : 37 not classified : 0

Nr. Drivers	Team	Lap	Best Time	Gap	Diff	Kph	Day Time
Cl. Car	Entrant						
27 100 M.Van Splunteren/J.Mul Silver Lamborghini Huracan GT3	Attempto Racing	3	1:24.703	1.179	0.024	166.4	17:29:27
28 75 F.Slippler/F.Salaquarda Audi R8 LMS	ISR	3	1:24.729	1.205	0.026	166.3	17:26:54
29 36 D.Gonzales/S.Asch PAM Porsche 911 GT3 R	Team a-workx	3	1:24.782	1.258	0.053	166.2	17:27:00
30 90 E.Perez Companc/R.Giammaria Ferrari 458 Italia GT3	AF Corse	4	1:24.804	1.280	0.022	166.2	17:28:05
31 59 M.Plowman/C.Ledogar McLaren 650 S GT3	Garage 59	7	1:24.816	1.292	0.012	166.2	17:31:47
32 16 J.Bleekemolen/S.Rosina Lamborghini Huracan GT3	GRT Grasser Racing Team	4	1:24.953	1.429	0.137	165.9	17:32:58
33 23 M.Takaboshi/A.Buncombe Nissan GT-R Nismo GT3	Nissan GT Academy Team RJN	7	1:25.020	1.496	0.067	165.8	17:36:46
34 22 R.Sanchez/S.Walkinshaw Silver Nissan GT-R Nismo GT3	Nissan GT Academy Team RJN	6	1:25.116	1.592	0.096	165.6	17:34:01
35 25 R.Monti/E.Sandström Audi R8 LMS	Sainteloc Racing	6	1:25.276	1.752	0.160	165.3	17:32:52
36 55 C.Sdanewitsch/S.Lemeret AM Ferrari 458 Italia GT3	AF Corse	5	1:25.440	1.916	0.164	165.0	17:29:49
37 88 F.Rosenqvist/T.Vautier Mercedes-AMG GT3	AKKA ASP	4	1:30.843	7.319	5.403	155.1	17:32:13

Following race director decision cancellation of the relevant lap time for car no. 25, track limits

Subject to final scrutineering!

Publications Time:

Race Director:

Alain ADAM
Race Director

Time Keeping:

[Signature]

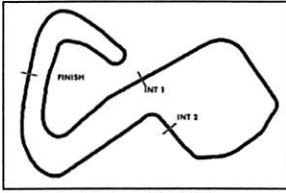
BLANCPAIN Timing

ver: 1.0

www.blancpain-gt-series.com

Page 2/ 2 printed: 7.5.2016 17:40





Blancpain GT Series Sprint Cup

Class Result List Qualifying 2

Provisional



Brands Hatch, Length: 3916m
Air temperature: 22.82°C
Track temperature: 29.46°C
Weather condition: Dry

Saturday, May 07, 2016 17:22:00

started : 37 classified : 37 not classified : 0

Nr. Drivers	Team	Lap	Best Time	Gap	Diff	Kph	Day Time
Car	Competitor						

CLASS: AM Cup

Started: 1

Classified: 1

Not Classified: 0

1	55 C.Sdanewitsch/S.Lemeret Ferrari 458 Italia GT3	AF Corse AF Corse	5	1:25.440			165.0	17:29:49
---	--	----------------------	---	----------	--	--	-------	----------

CLASS: Pro-AM Cup

Started: 5

Classified: 5

Not Classified: 0

1	87 J.Beaubelique/M.Moullin-Traffort Mercedes-AMG GT3	AKKA ASP AKKA ASP	4	1:24.273			167.2	17:28:03
2	89 C.Bourret/J.Belloc Mercedes-AMG GT3	AKKA ASP AKKA ASP	9	1:24.656	0.383	0.383	166.5	17:36:33
3	11 M.Broniszewski/G.Piccini Ferrari 458 GT3	Kessel Racing Kessel Racing	4	1:24.662	0.389	0.006	166.5	17:30:54
4	66 S.Parrow/D.Keilwitz Ferrari 458 Italia GT3	Black Pearl Racing Rinaldi Racing	8	1:24.679	0.406	0.017	166.4	17:36:42
5	36 D.Gonzales/S.Asch Porsche 911 GT3 R	Team a-workx Team a-workx	3	1:24.782	0.509	0.103	166.2	17:27:00

CLASS: Silver Cup

Started: 5

Classified: 5

Not Classified: 0

1	19 M.Beretta/L.Stolz Lamborghini Huracan GT3	GRT Grasser Racing Team GRT Grasser Racing Team	2	1:24.300			167.2	17:25:06
2	2 S.Leonard/M.Meadows Audi R8 LMS	Belgian Audi Club Team WRT Team WRT	6	1:24.436	0.136	0.136	166.9	17:31:05
3	5 N.Moller Madsen/M.Pommer Audi R8 LMS	Phoenix Racing Phoenix Racing	9	1:24.540	0.240	0.104	166.7	17:37:47
4	100 M.Van Splunteren/J.Mul Lamborghini Huracan GT3	Attempto Racing Attempto Racing	3	1:24.703	0.403	0.163	166.4	17:29:27
5	22 R.Sanchez/S.Walkinshaw Nissan GT-R Nismo GT3	Nissan GT Academy Team RJN Nissan GT Academy Team RJN	6	1:25.116	0.816	0.413	165.6	17:34:01

Following race director decision cancellation of the relevant lap time for car no. 25, track limits

Subject to final scrutineering!

Alain ADAM
Race Director

Publications Time:

Race Director:

Time Keeping:

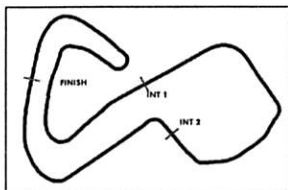
BLANCPAIN Timing

ver: 1.0

www.blancpain-gt-series.com

Page 1/ 1 printed: 7.5.2016 17:40





Blancpain GT Series Sprint Cup

Sector List Qualifying 2

Provisional



Brands Hatch, Length: 3916m

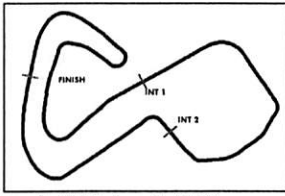
Air temperature: 22.82°C

Track temperature: 29.46°C

Weather condition: Dry

Saturday, May 07, 2016 17:22:00

Lap	Time	SE1	SP1	SE2	SP2	SE3	SP3	TSP	Lap	Time	SE1	SP1	SE2	SP2	SE3	SP3	TSP
1 Vervisch, BEL / Vanthoor, BEL									theoretical besttime: 1:23.837								
1	5:45.768					5:45.768			4	1:34.036	29.235	122	39.775	172	25.026	225	227
2	1:39.421	38.436	126	39.939	158	21.046	227	230	5		26.777	190	37.492	172			233
3	1:23.904	26.844	188	36.921	172	20.139	225	233									
2 Leonard, GBR / Meadows, GBR									theoretical besttime: 1:24.241								
1	1:40.565					1:40.565			5	1:24.512	27.085	189	37.326	177	20.101	225	232
2	1:42.819	39.532	116	40.128	151	23.159	220	225	6	1:24.436	27.000	189	37.233	177	20.203	224	233
3	1:25.357	27.269	188	37.798	171	20.290	225	230	7	1:29.936	26.907	189	39.126	138	23.903	223	233
4	1:27.291	27.104	187	39.739	164	20.448	225	224	8		27.025	189	37.842	167			232
3 Baptista, BRA / Jimenez, BRA									theoretical besttime: 1:24.250								
1	1:39.120	39.899	183	38.609	167	20.612	223	227	6	1:24.411	27.080	188	37.140	177	20.191	225	232
2	1:25.175	27.263	187	37.568	173	20.344	225	231	7	1:24.474	27.027	189	37.216	175	20.231	225	232
3	2:29.811	27.386	188	37.608	173	1:24.817		231	8	1:24.688	27.037	188	37.316	174	20.335	225	232
4	1:33.079	34.388	186	38.287	165	20.404	225	230	9		29.218	186	40.085	163			190
5	1:30.475	26.919	188	42.230	103	21.326	224	231									
4 Vanthoor, BEL / Frijns, NED									theoretical besttime: 1:23.652								
1	1:35.013	36.461	184	38.106	171	20.446	224	227	5	1:28.670	26.661	191	39.717	142	22.292	226	231
2	2:14.992	27.404	188	37.476	171	1:10.112		230	6	1:23.988	26.760	189	37.170	175	20.058	226	232
3	1:30.050	32.234	187	37.355	167	20.461	225	230	7	1:24.259	26.818	190	37.231	175	20.210	227	231
4	1:23.902	26.582	190	37.012	176	20.308	224	233	8		27.232	189	37.577	147			232
5 Moller Madsen, DNK / Pommer, DEU									theoretical besttime: 1:24.378								
1	2:25.196	1:20.926	162	41.142	166	23.128	225	211	6	1:32.413	33.232	188	38.107	173	21.074	225	232
2	1:26.109	27.375	188	38.305	177	20.429	222	231	7	1:24.898	26.955	187	37.375	184	20.568	223	232
3	1:25.451	27.250	188	37.838	176	20.363	223	231	8	1:24.541	27.044	188	37.214	181	20.283	224	232
4	1:25.109	27.100	187	37.707	182	20.302	224	229	9	1:24.540	26.942	188	37.376	181	20.222	226	231
5	3:18.402	27.441	186	38.029	178	2:12.932		232									
6 Mayr-Melnhof, AUT / Winkelhock, DEU									theoretical besttime: 1:23.986								
1	2:18.393	1:16.450	182	41.016	135	20.927	225	220	6	1:36.133	37.557	186	38.185	165	20.391	226	232
2	1:24.315	26.917	189	37.282	178	20.116	226	230	7	1:24.134	26.838	190	37.130	183	20.166	224	231
3	1:31.682	26.844	190	41.023	118	23.815	227	229	8	1:24.407	26.764	190	37.263	181	20.380	225	231
4	1:24.305	27.042	188	37.106	173	20.157	225	231	9		30.110	104	39.132	155			228
5	3:15.819	28.002	188	37.999	172	2:09.818		231									
7 Abril, MCO / Kane, GBR									theoretical besttime: 1:23.952								
1	5:26.132					5:26.132			4	1:24.033	26.794	193	37.117	174	20.122	229	236
2	1:36.264	36.984	165	38.849	158	20.431	227	232	5	1:26.271	26.873	192	39.255	147	20.143	229	232
3	1:24.236	27.078	190	37.113	170	20.045	229	234	6		26.910	193	40.897	135			236
8 Soulet, BEL / Soucek, ESP									theoretical besttime: 1:24.377								
1	5:42.407					5:42.407			5	1:29.136	27.044	193	39.994	143	22.098	228	235
2	1:33.709	33.698	189	37.843	156	22.168	227	231	6	1:24.753	26.879	194	37.486	173	20.388	227	234
3	1:24.453	26.955	193	37.282	173	20.216	228	233	7	1:24.612	27.009	192	37.341	174	20.262	227	234
4	1:26.523	27.670	186	38.229	152	20.624	229	233	8	1:24.908	27.089	193	37.543	169	20.276	229	233
11 Broniszewski, POL / Piccini, ITA									theoretical besttime: 1:24.625								
1	4:26.089					4:26.089			4	1:24.662	26.917	192	37.445	175	20.300	225	233
2	1:34.035	34.129	186	39.239	165	20.667	225	228	5	1:35.190	26.894	192	40.729	112	27.567	223	233
3	1:29.150	27.005	192	38.017	156	24.128	225	234	6		26.955	190	37.431	172			232



Blancpain GT Series Sprint Cup

Sector List Qualifying 2

Provisional



Brands Hatch, Length: 3916m
Air temperature: 22.82°C
Track temperature: 29.46°C
Weather condition: Dry

Saturday, May 07, 2016 17:22:00

Lap	Time	SE1	SP1	SE2	SP2	SE3	SP3	TSP	Lap	Time	SE1	SP1	SE2	SP2	SE3	SP3	TSP
16	Bleekemolen, NLD / Rosina, SVK								theoretical besttime: 1:24.909								
1	6:29.218					6:29.218			4	1:24.953	27.085	191	37.684	174	20.184	226	232
2	1:38.272	38.393	187	38.572	147	21.307	224	232	5		28.388	186	39.427	161			232
3	1:25.066	27.123	189	37.640	172	20.303	225	234									

19	Beretta, ITA / Stolz, DEU								theoretical besttime: 1:24.045								
1	1:41.815	42.635	188	38.684	165	20.496	226	230	6	1:30.942	31.961	190	38.165	158	20.816	227	233
2	1:24.300	26.878	191	37.105	176	20.317	227	234	7	1:24.370	26.767	190	37.202	177	20.401	226	235
3	1:24.415	26.854	189	37.250	178	20.311	226	234	8	1:26.533	26.960	189	38.113	168	21.460	227	233
4	1:25.905	26.977	191	37.921	164	21.007	226	233	9	1:24.498	27.022	190	37.303	179	20.173	227	234
5	2:26.346	27.032	189	38.837	157	1:20.477		232	10	1:24.613	26.905	190	37.502	177	20.206	227	234

22	Sanchez, MEX / Walkinshaw, GBR								theoretical besttime: 1:24.943								
1	1:52.149	50.215	189	39.547	159	22.387	227	234	6	1:25.116	27.101	193	37.574	177	20.441	229	239
2	1:26.133	27.546	188	38.102	170	20.485	229	238	7	1:30.016	28.526	192	38.359	163	23.131	230	237
3	4:19.807	27.522	192	38.050	169	3:14.235		238	8	1:26.149	27.319	193	38.185	161	20.645	226	239
4	1:32.111	33.533	191	38.151	167	20.427	229	236	9		29.893	167	39.657	153			236
5	1:25.639	26.942	194	37.584	170	21.113	230	237									

23	Takaboshi, JPN / Buncombe, GBR								theoretical besttime: 1:24.766								
1	5:41.261					5:41.261			5	1:25.212	27.130	195	37.552	175	20.530	233	238
2	1:40.699	36.893	191	40.199	144	23.607	231	234	6	1:37.266	31.489	119	44.627	150	21.150	231	204
3	1:25.831	27.078	195	37.477	173	21.276	233	237	7	1:25.020	27.332	195	37.415	177	20.273	232	238
4	1:30.136	27.115	196	38.328	132	24.693	232	240	8		30.787	154	41.578	132			230

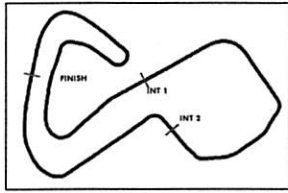
25	Monti, FRA / Sandström, SWE								theoretical besttime: 1:25.127								
1	2:04.779					2:04.779			5	1:25.951	27.226	189	37.848	177	20.877	224	231
2	1:36.015	35.980	182	38.656	170	21.379	224	229	6	1:25.276	27.114	188	37.885	178	20.277	225	230
3	1:26.566	27.284	174	38.602	168	20.680	224	229	7	1:31.482	27.297	186	42.425	124	21.760	225	203
3	1:25.355	27.291	188	37.764	171	20.300	225	231	8	1:25.522	27.272	189	37.736	176	20.514	225	232
4	1:27.735	28.137	188	37.898	170	21.700	225	231	9		28.734	185	38.463	164			230

26	Parisy, FRA / Haase, DEU								theoretical besttime: 1:24.147								
1	5:43.385					5:43.385			5	1:24.673	26.920	189	37.513	175	20.240	225	232
2	1:42.781	37.991	161	43.168	155	21.622	224	206	6	1:27.390	26.930	190	39.164	132	21.296	225	232
3	1:24.802	27.133	187	37.521	173	20.148	225	230	7	1:24.372	26.909	189	37.302	176	20.161	225	232
4	1:32.593	26.887	188	43.060	165	22.646	225	232	8	1:24.147	26.873	190	37.240	177	20.034	227	233

33	Ide, BEL / Mies, DEU								theoretical besttime: 1:23.550								
1	4:49.703					4:49.703			5	1:23.985	26.849	190	37.092	181	20.044	226	232
2	1:36.216	33.355	185	38.409	166	24.452	226	231	6	1:23.596	26.620	191	36.886	177	20.090	225	233
3	1:24.037	26.762	190	37.165	179	20.110	229	233	7		26.845	191	37.082	179			232
4	1:30.913	26.755	190	38.824	119	25.334	225	234									

36	Gonzales, DEU / Asch, DEU								theoretical besttime: 1:24.634								
1	2:10.212	59.898	182	46.237	121	24.077	228	162	6	1:37.186	34.222	146	40.106	153	22.858	228	232
2	1:25.151	27.194	191	37.664	171	20.293	229	235	7	1:25.724	27.479	189	37.992	172	20.253	230	233
3	1:24.782	27.012	191	37.407	164	20.363	230	237	8	1:24.860	26.974	192	37.616	170	20.270	229	235
4	1:26.393	27.023	193	38.906	166	20.464	230	232	9	1:25.669	26.976	193	38.268	168	20.425	228	233
5	2:46.871	27.073	193	38.119	171	1:41.679		236									

55	Sdanewitsch, DEU / Lemeret, BEL								theoretical besttime: 1:25.440								
1	2:04.205	57.361	181	44.103	101	22.741	229	200	6	1:25.871	27.346	194	38.083	170	20.442	228	238
2	1:26.902	27.872	192	38.473	174	20.557	230	236	7	1:31.633	27.374	193	41.672	164	22.587	230	185
3	1:26.426	27.551	193	38.388	169	20.487	229	236	8	1:26.451	27.392	193	37.984	179	21.075	229	237
4	1:25.727	27.284	194	37.993	167	20.450	229	236	9	1:25.844	27.352	192	38.032	175	20.460	229	237
5	1:25.440	27.230	194	37.911	172	20.299	230	236	10		27.331	192	46.219	126			225



Blancpain GT Series Sprint Cup

Sector List Qualifying 2

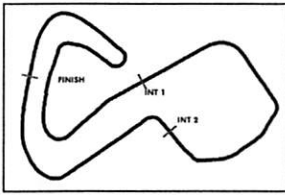
Provisional



Brands Hatch, Length: 3916m
Air temperature: 22.82°C
Track temperature: 29.46°C
Weather condition: Dry

Saturday, May 07, 2016 17:22:00

Lap	Time	SE1	SP1	SE2	SP2	SE3	SP3	TSP	Lap	Time	SE1	SP1	SE2	SP2	SE3	SP3	TSP
58 Bell, GBR / Parente, PRT									theoretical besttime: 1:23.793								
1	3:59.536					3:59.536			6	1:24.142	26.755	195	37.190	173	20.197	229	236
2	1:39.510	38.961	168	39.600	163	20.949	228	230	7	1:29.373	29.903	187	38.319	161	21.151	222	233
3	1:24.379	27.049	194	37.231	173	20.099	227	235	8	1:24.258	26.964	195	37.088	179	20.206	228	237
4	1:26.951	27.106	184	39.764	169	20.081	229	233	9		26.953	195	39.267	138			235
5	1:24.055	26.872	196	37.233	172	19.950	230	235									
59 Plowman, GBR / Ledogar, FRA									theoretical besttime: 1:24.671								
1	1:00.999					1:00.999			6	1:25.184	27.193	190	37.698	171	20.293	228	234
2	1:39.474	34.100	187	38.832	164	26.542	225	230	7	1:24.816	27.036	192	37.448	175	20.332	228	235
3	1:25.851	27.139	192	38.089	172	20.623	227	232	8	1:24.862	26.930	191	37.586	170	20.346	227	233
4	1:25.535	27.132	191	37.766	172	20.637	228	233	9	1:38.587	28.947	186	46.145	75	23.495	226	227
5	1:25.238	27.052	192	37.701	175	20.485	225	234	10		27.209	192	37.621	174			234
63 Pohler, DEU / Bortolotti, ITA									theoretical besttime: 1:23.465								
1	1:29.272					1:29.272			5	2:05.828	29.690	183	38.818	160	57.320		235
2	1:33.536	34.349	185	38.529	156	20.658	228	234	6	1:34.203	35.062	108	38.435	161	20.706	227	233
3	1:24.109	26.934	193	37.182	173	19.993	230	235	7	1:28.986	29.811	126	38.612	156	20.563	229	235
4	1:23.524	26.605	192	36.867	176	20.052	230	238	8		29.227	128	39.112	147			234
66 Parrow, DEU / Keilwitz, DEU									theoretical besttime: 1:24.669								
1	2:30.430	1:21.998	153	43.834	126	24.598	230	216	6	1:39.061	37.015	84	40.433	137	21.613	231	235
2	1:27.565	28.312	175	38.997	164	20.256	233	236	7	1:24.893	27.235	196	37.491	170	20.167	232	239
3	1:25.251	27.212	194	37.776	167	20.263	231	237	8	1:24.679	27.036	196	37.466	173	20.177	230	238
4	1:24.930	27.071	195	37.539	171	20.320	231	237	9		27.801	195	39.041	142			238
5	3:24.916	27.107	195	47.054	117	2:10.755	191										
74 Stockinger, PHI / Perera, FRA									theoretical besttime: 1:23.687								
1	2:00.078	56.598	165	42.195	150	21.285	225	190	5	1:24.132	26.747	190	37.237	175	20.148	227	233
2	1:26.673	27.293	188	37.620	167	21.760	225	232	6	1:23.687	26.633	192	36.968	174	20.086	225	233
3	3:15.442	26.821	190	37.287	174	2:11.334		233	7	1:27.778	26.767	190	40.185	146	20.826	225	232
4	1:35.899	35.747	171	39.287	157	20.865	225	224	8		26.882	190	37.795	168			231
75 Stippler, DEU / Salaquarda, CZE									theoretical besttime: 1:24.596								
1	2:02.146	1:00.029	178	40.601	153	21.516	225	229	6	1:25.046	27.012	189	37.151	165	20.883	227	231
2	1:26.393	27.101	188	37.817	169	21.475	226	230	7	1:28.588	26.841	190	38.644	139	23.103	226	232
3	1:24.729	26.924	190	37.201	175	20.604	224	234	8	1:26.580	27.186	190	38.771	161	20.623	225	232
4	4:02.076	26.937	191	37.728	155	2:57.411		232	9	1:27.063	27.052	190	38.955	156	21.056	226	233
5	1:38.171	32.541	184	41.733	112	23.897	225	178									
77 Valsecchi, ITA / Mapelli, ITA									theoretical besttime: 1:24.166								
1	3:25.534					3:25.534			4	1:27.061	26.867	192	37.931	152	22.263	226	232
2	1:40.306	35.674	184	37.835	153	26.797	224	231	5		27.011	191	37.732	168			232
3	1:24.237	26.938	190	37.145	175	20.154	227	233									
84 Baumann, DEU / Buhk, DEU									theoretical besttime: 1:23.486								
1	4:06.588					4:06.588			5	1:23.593	26.778	193	36.854	175	19.961	228	234
2	1:37.639	35.131	187	40.885	126	21.623	226	232	6	1:23.751	26.671	193	37.039	178	20.041	226	234
3	1:24.262	26.925	192	37.101	172	20.236	228	234	7		26.694	193	37.138	172			234
4	1:27.911	27.452	192	39.197	148	21.262	228	208									



Blancpain GT Series Sprint Cup

Sector List Qualifying 2

Provisional



Brands Hatch, Length: 3916m
Air temperature: 22.82°C
Track temperature: 29.46°C
Weather condition: Dry

Saturday, May 07, 2016 17:22:00

Lap	Time	SE1	SP1	SE2	SP2	SE3	SP3	TSP	Lap	Time	SE1	SP1	SE2	SP2	SE3	SP3	TSP
85 Schmid, AUT / Jafaar, MYS									theoretical besttime: 1:23.823								
1	3:44.963					3:44.963			6	1:24.030	26.998	192	36.913	170	20.119	227	233
2	1:46.292	39.716	181	44.869	145	21.707	225	200	7	1:27.231	27.021	192	38.859	158	21.351	227	231
3	1:24.969	27.167	191	37.509	172	20.293	228	230	8	1:24.068	26.952	193	36.979	171	20.137	225	232
4	1:24.021	26.845	192	37.111	165	20.065	227	233	9		27.006	192	38.241	160			232
5	1:28.987	27.235	182	41.516	166	20.236	224	173									

86 Schneider, DEU / Szymkowiak, NLD									theoretical besttime: 1:23.939								
1	4:09.683					4:09.683			6	1:31.355	27.504	178	42.555	171	21.296	227	178
2	1:39.386	35.432	176	43.486	83	20.468	226	184	7	1:24.114	26.800	191	37.120	172	20.194	227	233
3	1:29.122	27.541	190	40.809	138	20.772	227	191	8	1:24.021	26.837	191	37.019	171	20.165	227	235
4	1:24.856	27.005	191	37.731	166	20.120	227	233	9		27.076	190	37.578	172			234
5	1:24.546	26.902	192	37.506	168	20.138	228	232									

87 Beaubelique, FRA / Moullin-Traffort, FRA									theoretical besttime: 1:24.273								
1	1:46.138	45.687	184	39.852	162	20.599	226	216	6	1:50.738	38.770	172	45.501	138	26.467	225	177
2	1:24.840	27.080	191	37.408	178	20.352	226	232	7	1:25.619	27.009	192	37.594	156	21.016	224	232
3	1:27.206	27.064	193	39.738	166	20.404	225	207	8	1:42.711	29.493	122	49.871	100	23.347	224	180
4	1:24.273	26.857	193	37.291	173	20.125	225	233	9	1:24.833	27.111	193	37.496	176	20.226	226	232
5	2:28.110	28.573	182	38.692	160	1:20.845		232	10		26.980	193	41.081	120			231

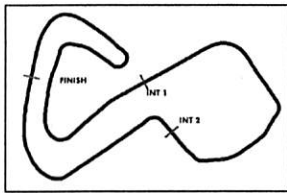
88 Rosenqvist, SWE / Vautier, FRA									theoretical besttime: 1:28.937								
1	5:23.814					5:23.814			4	1:30.843	29.360	187	40.324	156	21.159	224	222
2	1:45.923	40.449	173	42.640	111	22.834	225	218	5		29.389	189	38.431	171			232
3	1:32.090	29.347	185	39.853	152	22.890	222	230									

89 Bourret, FRA / Belloc, FRA									theoretical besttime: 1:24.656								
1	1:49.929	49.546	185	39.637	158	20.746	225	229	6	1:39.500	34.372	136	43.563	161	21.565	225	194
2	1:25.618	27.659	188	37.571	171	20.388	225	232	7	1:29.122	27.426	190	39.476	113	22.220	225	233
3	1:28.155	27.312	187	39.551	123	21.292	225	232	8	1:25.127	27.339	190	37.472	174	20.316	225	232
4	1:25.020	27.192	190	37.577	171	20.251	226	232	9	1:24.656	27.129	191	37.287	173	20.240	225	233
5	2:25.582	27.876	189	37.880	159	1:19.826		231	10		28.055	187	39.305	152			230

90 Perez Companc, ARG / Giammaria, ITA									theoretical besttime: 1:24.681								
1	1:36.765					1:36.765			6	2:33.313	29.100	192	39.219	157	1:24.994		237
2	1:37.703	37.387	188	39.488	167	20.828	230	234	7	1:34.967	35.058	193	38.266	166	21.643	231	237
3	1:24.974	26.996	194	37.750	173	20.228	230	237	8	1:24.883	27.065	190	37.457	176	20.361	230	238
4	1:24.804	27.004	193	37.458	177	20.342	231	238	9	1:25.074	27.026	195	37.637	176	20.411	230	238
5	1:27.902	27.631	193	39.066	166	21.205	209	237	10		29.489	182	39.432	150			225

98 Dusseldorp, NLD / Krohn, FIN									theoretical besttime: 1:23.945								
1	3:47.388					3:47.388			5	1:24.333	26.955	192	37.038	176	20.340	228	233
2	1:39.819	36.264	186	40.604	139	22.951	227	225	6	1:24.140	26.823	190	37.142	173	20.175	228	232
3	1:24.261	26.871	190	37.125	177	20.265	228	232	7		27.217	185	39.704	148			227
4	1:27.966	28.821	187	39.061	164	20.084	229	230									

99 Sims, GBR / Eng, AUT									theoretical besttime: 1:24.266								
1	4:58.411					4:58.411			5	1:24.282	26.674	192	37.330	175	20.278	228	231
2	1:39.211	37.730	176	38.294	166	23.187	228	219	6	1:28.055	26.658	192	39.966	146	21.431	226	232
3	1:26.467	26.798	192	37.733	171	21.936	227	232	7		27.029	190	37.852	173			232
4	1:24.761	26.989	190	37.425	177	20.347	227	232									



Blancpain GT Series Sprint Cup

Sector List Qualifying 2

Provisional



Brands Hatch, Length: 3916m
 Air temperature: 22.82°C
 Track temperature: 29.46°C
 Weather condition: Dry

Saturday, May 07, 2016 17:22:00

Lap	Time	SE1	SP1	SE2	SP2	SE3	SP3	TSP	Lap	Time	SE1	SP1	SE2	SP2	SE3	SP3	TSP
100 Van Splunteren, NLD / Mul, NLD									theoretical besttime: 1:24.452								
1	4:29.163					4:29.163			6	1:29.711	27.146	190	38.583	146	23.982	225	235
2	1:32.552	32.928	185	39.149	168	20.475	224	231	7	1:26.076	27.033	192	37.593	175	21.450	227	235
3	1:24.703	26.816	192	37.403	181	20.484	226	234	8	1:24.992	26.977	192	37.739	171	20.276	226	235
4	1:32.128	32.075	179	39.519	152	20.534	225	230	9	1:24.787	26.934	192	37.620	171	20.233	227	235
5	1:27.880	27.109	187	37.806	165	22.965	225	234									
101 Zampieri, ITA / Niederhauser, CHE									theoretical besttime: 1:24.210								
1	3:03.089					3:03.089			5	1:24.339	26.841	191	37.296	178	20.202	226	237
2	1:44.601	40.394	182	41.676	152	22.531	225	229	6	1:29.859	26.987	192	39.257	157	23.615	228	236
3	1:25.220	27.243	192	37.784	177	20.193	228	235	7		27.075	191	39.720	120			237
4	1:24.241	26.749	192	37.327	172	20.165	229	236									
333 Seefried, DEU / Siedler, AUT									theoretical besttime: 1:24.204								
1	1:55.323	49.462	186	43.914	143	21.947	224	196	6	2:17.050	27.065	191	39.964	157	1:10.021		231
2	1:29.211	27.618	191	38.040	137	23.553	224	232	7	1:43.016	34.513	189	40.488	156	28.015	224	194
3	1:24.759	27.152	190	37.326	169	20.281	224	231	8	1:26.423	27.805	188	38.265	165	20.353	225	231
4	1:31.780	28.349	161	42.528	123	20.903	224	214	9	1:24.204	26.957	192	37.102	175	20.145	227	234
5	1:24.765	27.125	191	37.290	169	20.350	226	231	10		27.343	191	39.306	151			233