

Blancpain GT Series Endurance Cup

Sector List Qualifying 1

Provisional



Barcelona, Length: 4655m
Air temperature: 19.08°C
Track temperature: 18.02°C
Weather condition: Wet

Sunday, October 01, 2017 9:00:00



Lap	Time	SE1	SP1	SE2	SP2	SE3	SP3	TSP	Lap	Time	SE1	SP1	SE2	SP2	SE3	SP3	TSP
17 Leonard, GBR / Dennis, GBR / Frijns, NLD									theoretical besttime: 1:58.563								
1	2:50.795	56.543	116	53.210	105	1:01.042	114	180	5	2:05.267	37.640	172	46.105	159	41.522	199	236
2	2:44.306	47.232	125	55.897	121	1:01.177	44	182	6	2:01.237	36.081	180	44.422	196	40.734	202	260
3	8:50.250	7:14.774	157	49.855	142	45.621	196	177	7	1:59.866	35.389	190	44.853	181	39.624	204	260
4	2:10.924	38.692	157	48.883	144	43.349	192	233	8	1:58.721	35.042	196	44.580	152	39.099	204	261

19 Perez Companc, ARG / van der Zande, NLD / Verisch, BEL									theoretical besttime: 2:00.282								
1	4:00.051	2:11.789	166	49.606	113	58.656	49	180	5	2:03.811	35.488	170	46.613	162	41.710	202	254
2	10:12.445	8:42.575	152	47.791	156	42.079	200	177	6	2:01.128	34.444	186	45.320	165	41.364	201	253
3	2:07.673	37.578	163	48.641	147	41.454	204	252	7	2:00.492	34.558	183	45.368	168	40.566	202	253
4	2:00.738	34.833	180	45.272	166	40.633	204	253									

22 Moore, GBR / Simmons, GBR / Parry, GBR									theoretical besttime: 2:01.695								
1	2:26.633	49.278	160	45.422	154	51.933	48	185	5	2:02.482	35.396	175	45.775	169	41.311	206	259
2	12:30.696	10:47.512	139	50.779	136	52.405	48	186	6	2:10.258	35.541	169	47.070	123	47.647	203	262
3	3:05.908	1:28.875	161	49.973	163	47.060	205	191	7	2:12.450	36.373	147	47.625	168	48.452	48	258
4	2:02.089	35.314	174	45.816	178	40.959	204	257									

23 Buncombe, GBR / Chiyo, JPN / Ordonez, ESP									theoretical besttime: 2:02.491								
1	2:13.261	43.573	181	45.426	183	44.262	196	164	5	2:02.288							
2	2:31.063	32.803	173	58.592	130	59.668	48	255	6	2:04.375							
3	9:42.583	8:11.124	165	46.507		44.952		186	7	2:02.554							
4	2:08.561					46.258			8	2:13.454	38.463						48

24 Helistekangas, FIN / Wood, AUS / Enge, AUS									theoretical besttime: 2:03.614								
1	2:19.435	43.734	157	48.575	161	47.126	177	176	5	2:06.392	35.866	164	47.760	154	42.766	201	255
2	2:39.033	38.786	117	58.143	133	1:02.104	47	250	6	2:04.325	35.977	158	47.036	167	41.312	201	255
3	9:48.414	8:13.821	153	50.100	123	44.493	198	183	7	2:04.855	35.849	165	46.630	172	42.376	200	255
4	2:06.869	36.087	167	48.699	160	42.083	201	255	8	2:05.171	35.852	168	46.453	169	42.866	200	255

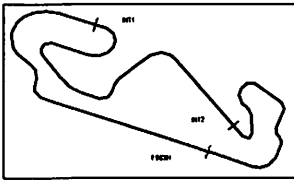
26 Gachet, FRA / Monti, FRA / Haase, DEU									theoretical besttime: 2:00.488								
1	3:26.241	1:48.306	178	44.899	186	53.036	47	183	5	2:01.051	35.033	182	45.060	176	40.958	202	257
2	11:44.477	10:16.510	169	46.558	155	41.409	200	187	6	2:05.832	35.005	177	46.501	140	44.326	197	259
3	2:02.373	35.453	174	45.936	176	40.984	201	254	7	2:06.167	35.178	182	45.452	166	45.537	47	254
4	2:00.963	34.950	176	45.374	170	40.639	201	255									

27 Pohler, DEU / Janosz, POL / Crestani, ITA									theoretical besttime: 1:59.706								
1	3:42.021	2:01.466	176	44.318	162	56.237	46	183	5	2:02.517	35.078	187	45.961	170	41.478	198	256
2	10:36.740	9:08.087	156	47.043	161	41.610	205	181	6	2:25.426	48.168	141	51.558	144	45.700	205	256
3	2:02.121	35.340	181	46.031	175	40.750	208	255	7	2:17.172	35.064	187	47.603	177	54.505	44	255
4	2:02.218	34.638	172	46.088	175	41.492	208	257									

35 Krognnes, NOR / Menzel, DEU / Jensen, DNK									theoretical besttime: 2:00.673								
1	4:30.182	2:27.357	153	57.786	113	1:05.039	46	182	4	2:00.795	35.229	184	44.932	169	40.634	198	251
2	11:40.843	10:27.871	147	48.765	162	41.608	198	185	5	2:01.054	35.131	183	44.991	171	40.932	199	252
3	2:02.519	35.838	177	45.785	176	40.896	196	250	6	2:01.827	35.107	185	45.264	168	41.456	198	254

36 Ace, USA / Walkenhorst, DEU / Henkola, FIN									theoretical besttime: 2:08.050								
1	3:05.772	1:21.517	158	48.044	155	56.211	48	144	5	2:10.295	37.034	156	50.145	147	43.116	195	224
2	11:40.843	9:58.830	142	55.117	121	46.896	192	155	6	2:10.284	36.890	156	49.778	148	43.616	195	231
3	2:14.649	38.991	141	51.260	127	44.398	195	192	7	2:26.007	37.942	157	53.867	135	54.198	49	203
4	2:10.925	37.615	158	50.020	144	43.290	195	208									





Blancpain GT Series Endurance Cup

Sector List Qualifying 1

Provisional

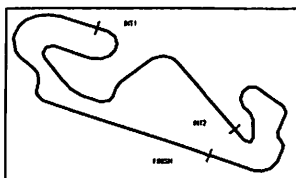


Barcelona, Length: 4655m
Air temperature: 19.08°C
Track temperature: 18.02°C
Weather condition: Wet

Sunday, October 01, 2017 9:00:00

Lap	Time	SE1	SP1	SE2	SP2	SE3	SP3	TSP	Lap	Time	SE1	SP1	SE2	SP2	SE3	SP3	TSP
42 Fumanelli, ITA / Leventis, GBR / Williamson, GBR									theoretical besttime: 2:00.245								
1	3:48.560	2:00.702	160	47.856	141	1:00.002	46	183	5	2:00.996	35.292	171	45.432	175	40.272	203	257
2	10:54.682	9:21.007	157	49.642	160	44.033	200	162	6	2:00.885	34.665	176	45.308	175	40.912	201	255
3	2:03.870	36.552	169	46.677	168	40.641	203	254	7	2:10.039	35.288	176	45.506	176	49.245	48	257
4	2:13.650	34.905	177	55.614	146	43.131	202	257									
43 Tordoff, GBR / Kane, GBR / Barnicoat, GBR									theoretical besttime: 2:01.929								
1	3:54.501	2:06.938	151	48.152	120	59.411	48	189	4	2:01.929	35.602	164	45.567	172	40.760	204	255
2	11:21.883	9:45.635	142	49.078	133	47.170	200	148	5	2:21.106	40.186	120	51.030	150	49.890	48	227
3	2:04.514	36.372	160	46.968	152	41.174	201	249									
48 Heyer, DEU / Assenheimer, DEU / Dontje, NLD									theoretical besttime: 2:01.090								
1	2:37.625	58.468	163	49.376	115	49.781	176	174	5	2:01.297	34.995	187	45.753	167	40.549	202	252
2	2:43.079	43.329	145	59.481	100	1:00.269	49	154	6	2:02.010	34.824	186	46.095	163	41.091	202	251
3	9:24.176	7:53.817	153	47.663	153	42.696	200	186	7	2:02.743	34.892	182	45.717	160	42.134	201	252
4	2:03.288	35.637	177	46.752	171	40.899	203	250	8	2:10.024	35.047	178	45.776	164	49.201	48	251
50 Lathouras, THA / Rugolo, ITA / Pier Guidi, ITA									theoretical besttime: 2:00.977								
1	4:02.660	2:20.349	168	47.352	155	54.959	47	180	5	2:02.248	35.071	178	45.801	173	41.376	198	251
2	11:42.297	10:13.497	163	47.555	172	41.245	200	178	6	2:03.170	35.041	183	46.048	167	42.081	198	250
3	2:01.767	35.248	175	46.086	180	40.433	201	250	7	2:10.249	35.408	183	46.243	167	48.598	44	251
4	2:01.018	34.944	180	45.600	179	40.474	199	251									
51 Motoaki, JPN / Bontempelli, ITA / Beretta, MCO									theoretical besttime: 2:03.064								
1	15:37.188	13:59.195	137	52.479	162	45.514	196	166	4	2:05.775	36.525	167	47.796	175	41.454	199	251
2	2:05.391	36.269	172	47.533	174	41.589	198	245	5	2:03.347	35.065	182	46.545	178	41.737	198	251
3	2:04.361	35.365	176	47.213	181	41.783	198	252	6	2:13.012	35.212	175	47.093	169	50.707	48	250
53 Hommerson, NLD / Machiels, BEL / Bertolini, ITA									theoretical besttime: 2:03.429								
1	19:21.252	17:49.108	150	49.026	172	43.118	199	159	3	2:04.870	35.221	167	46.866	156	42.783	196	246
2	2:06.737	35.881	151	47.022	165	43.834	201	251	4	2:03.429	35.196	170	46.516	185	41.717	205	245
55 Cioci, ITA / Fisichella, ITA / Calado, GBR									theoretical besttime: 1:59.945								
1	2:32.704	53.143	148	48.718	147	50.843	109	177	5	2:04.284	34.558	182	47.080	157	42.646	201	253
2	2:41.824	44.150	126	58.331	118	59.343	46	174	6	2:01.526	34.726	181	45.487	175	41.313	200	252
3	11:09.675	9:32.469	154	49.117	129	48.089	201	160	7	2:10.770	34.628	178	45.965	176	50.177	45	251
4	2:00.752	35.365	178	45.300	170	40.087	198	254									
59 Watson, GBR / Schothorst, NLD / Jaafar, MYS									theoretical besttime: 2:01.173								
1	2:23.003	46.767	159	45.689	159	50.547	48	171	4	2:01.327	35.567	184	45.333	171	40.427	201	253
2	11:55.595	10:25.180	158	47.632	162	42.783	200	189	5	2:11.892	35.413	174	48.381	154	48.098	48	256
3	2:03.518	36.304	177	46.126	161	41.088	200	253									
63 Caldarelli, ITA / Engelhart, DEU / Bortolotti, ITA									theoretical besttime: 1:58.988								
1	14:14.141	12:44.464	148	46.954	158	42.723	205	180	4	1:59.878	34.495	178	44.981	180	40.402	201	253
2	1:59.981	34.976	167	45.233	181	39.772	205	250	5	2:10.939	36.372	158	49.394	144	45.173	200	254
3	1:59.022	34.336	173	44.880	185	39.806	203	251	6	2:01.923	35.046	178	45.376	183	41.501	203	252
66 Cerqueda Diez, AND / Tutumlu, ESP / van Splunteren, NLD									theoretical besttime: 2:07.208								
1	3:00.781	1:13.469	139	49.602	162	57.710	76	130	4	2:12.721	38.614	146	50.713	154	43.394	201	255
2	3:22.093	56.429	113	1:05.764	82	1:19.900	42	127	5	2:11.051	38.877	153	49.329	162	42.845	204	258
3	8:32.450	6:57.589	131	50.465	135	44.396	198	182	6	2:21.996	37.005	166	47.358	178	57.633	48	258





Blancpain GT Series Endurance Cup

Sector List Qualifying 1

Provisional

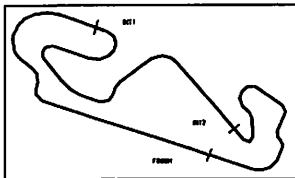


Barcelona, Length: 4655m
 Air temperature: 19.08°C
 Track temperature: 18.02°C
 Weather condition: Wet

Sunday, October 01, 2017 9:00:00

Lap	Time	SE1	SP1	SE2	SP2	SE3	SP3	TSP	Lap	Time	SE1	SP1	SE2	SP2	SE3	SP3	TSP
72 Shaytar, RUS / Rigon, ITA / Molina, ESP									theoretical besttime: 2:00.330								
1	2:22.402	48.176	168	45.983	166	48.243	145	179	5	2:00.702	34.867	177	45.368	162	40.467	198	252
2	2:38.518	38.395	133	56.857	127	1:03.266	47	229	6	2:00.540	34.901	176	45.177	167	40.462	201	251
3	10:47.307	9:18.088	151	47.782	167	41.437	201	185	7	2:01.388	34.789	178	45.448	188	41.151	198	251
4	2:01.486	34.999	179	45.664	164	40.823	201	251	8	2:01.238	35.039	180	45.079	176	41.120	201	251
75 Stippler, DEU / Cecon, ITA / Salaquarda, CZE									theoretical besttime: 2:00.795								
1	2:55.044	1:09.343	153	47.126	145	58.575	93	96	4	2:02.052	34.827	177	46.146	189	41.079	202	257
2	2:52.924	49.596	110	1:00.457	108	1:02.871	44	130	5	2:00.827	34.859	169	45.291	187	40.677	202	260
3	9:36.879	7:50.996	162	59.811	145	46.072	200	99	6	2:11.290	34.878	175	45.492	165	50.920	47	260
77 Abbott, GBR / Kodric, CRO / Kujala, FIN									theoretical besttime: 2:01.675								
1	19:31.462	18:03.338	172	46.794	171	41.330	201	178	3	2:03.833	34.993	197	45.741	176	43.099	201	257
2	2:01.694	34.919	190	45.720	177	41.055	198	256	4	2:07.776	34.900	194	46.011	174	46.865	48	257
78 Machitski, RUS / Abra, GBR / Bleekemolen, NLD									theoretical besttime: 2:04.745								
1	4:56.577	1:19.087	153	47.176	154	2:50.314	55	142	4	2:06.558	36.843	168	48.039	160	41.676	199	241
2	2:57.576	57.951	111	59.729	129	59.896	39	113	5	2:11.738	35.893	184	48.326	177	47.519	43	255
3	6:58.272	5:21.916	152	50.692	137	45.664	198	173									
82 Roda, ITA / Ruberti, ITA / Dillmann, CHE									theoretical besttime: 2:01.990								
1	14:23.407	12:45.530	141	52.466	137	45.411	198	177	4	2:02.857	34.884	170	46.357	179	41.616	205	255
2	2:07.974	36.878	155	48.856	160	42.240	201	248	5	2:04.262	35.568	133	47.300	164	41.394	201	256
3	2:02.894	35.187	161	46.958	166	40.749	205	252	6	2:02.808	34.984	172	46.477	162	41.347	203	251
84 Eriksson, SWE / Buhk, DEU / Perera, FRA									theoretical besttime: 2:00.644								
1	15:51.598	14:16.368	136	50.955	129	44.275	199	139	4	2:01.881	34.581	180	45.301	189	41.999	199	254
2	2:09.013	35.296	161	46.235	174	47.482	204	249	5	2:11.761	36.293	165	47.144	157	48.324	47	250
3	2:00.644	34.268	181	45.282	175	41.094	203	252									
85 Sandström, SWE / Schiller, DEU / Baumann, AUT									theoretical besttime: 1:59.827								
1	16:02.405	14:29.297	151	50.064	144	43.044	201	177	4	1:59.827	34.627	179	44.956	172	40.244	201	252
2	2:03.173	35.903	168	46.023	171	41.247	196	249	5	2:15.854	36.676	152	46.517	165	52.661	47	252
3	2:11.275	38.048	145	52.381	161	40.846	203	217									
87 Ricci, BEL / Beaubelique, FRA / Gounon, FRA									theoretical besttime: 2:04.891								
1	3:23.390	1:33.404	155	48.784	147	1:01.202	38	129	4	2:04.891	36.327	169	46.926	180	41.638	200	246
2	11:07.373	9:33.592	150	49.567	151	44.214	197	170	5	2:20.422	37.509	159	49.205	146	53.708	47	234
3	2:07.239	36.644	165	48.589	167	42.006	198	247									
88 Vautier, FRA / Serralles, PUR / Juncadella, ESP									theoretical besttime: 1:59.590								
1	3:32.090	1:51.391	167	46.780	160	53.919	49	183	5	2:02.053	34.937	183	44.798	173	42.318	200	252
2	10:51.671	9:11.008	140	47.909	156	52.754	49	177	6	2:00.980	34.629	191	45.037	188	41.314	202	251
3	3:01.781	1:32.208	175	45.295	177	44.278	201	189	7	2:07.793	34.913	196	44.729	179	48.151	49	251
4	1:59.693	34.732	178	44.197	188	40.764	199	250									
89 Badey, FRA / Perfetti, CHE / Bastian, DEU									theoretical besttime: 1:59.883								
1	2:28.439	51.775	165	47.467	155	49.197	147	179	5	2:03.988	35.067	172	45.136	167	43.785	205	250
2	2:41.435	42.548	128	59.161	119	59.726	49	220	6	1:59.883	34.348	183	44.835	171	40.700	202	252
3	9:34.758	7:46.915	125	54.746	147	53.097	48	136	7	2:04.167	34.868	159	47.562	153	41.737	203	252
4	3:20.264	1:47.068	152	47.761	169	45.435	200	181	8	2:01.181	34.760	183	45.436	180	40.985	201	250





Blancpain GT Series Endurance Cup

Sector List Qualifying 1

Provisional



Barcelona, Length: 4655m
Air temperature: 19.08°C
Track temperature: 18.02°C
Weather condition: Wet

Sunday, October 01, 2017 9:00:00

Lap	Time	SE1	SP1	SE2	SP2	SE3	SP3	TSP	Lap	Time	SE1	SP1	SE2	SP2	SE3	SP3	TSP
90	Meadows, GBR / Mortara, CHE / Marciello, ITA								theoretical besttime: 1:58.393								
1	3:17.642	1:37.802	184	44.044	174	55.796	49	188	4	2:00.358	34.753	177	44.946	178	40.659	201	251
2	13:14.015	11:43.089	135	48.486	165	42.440	198	183	5	2:02.245	36.280	131	46.190	159	39.775	202	251
3	2:04.231	35.671	172	46.519	161	42.041	201	250	6	1:59.129	34.574	181	44.675	173	39.880	201	251

97	Yoluc, GBR / Al Harthy, OMA / Adam, GBR								theoretical besttime: 2:03.927								
1	14:58.595	13:24.279	155	50.180	123	44.136	201	181	3	2:03.927	35.556	182	46.964	170	41.407	204	253
2	2:05.175	35.926	170	47.387	174	41.862	202	257	4	2:16.088	37.131	159	49.940	150	49.017	49	260

98	Paltala, FIN / Spengler, CAN / Blomqvist, GBR								theoretical besttime: 2:02.155								
1	2:42.385	1:08.438	177	45.885	152	48.062	138	97	5	2:02.566	35.270	183	45.874	170	41.422	201	257
2	2:46.471	42.883	134	1:01.496	100	1:02.092	45	160	6	2:09.184	35.294	174	46.445	154	47.445	200	254
3	9:06.844	7:33.197	173	47.994	175	45.653	201	159	7	2:05.868	35.336	181	46.232	171	44.300	199	251
4	2:02.442	35.193	178	46.161	166	41.088	201	252	8	2:13.951	35.383	178	46.534	177	52.034	40	252

99	Martin, BEL / Eng, AUT / Sims, GBR								theoretical besttime: 1:58.890								
1	2:41.165	1:08.725	168	44.167	144	48.273	143	102	5	2:20.407	38.751	144	56.681	131	44.975	201	217
2	2:42.489	40.315	140	1:00.113	101	1:02.061	50	177	6	2:25.803	36.552	124	58.331	158	50.920	201	251
3	9:24.207	7:42.065	156	52.053	144	50.089	50	184	7	1:59.715	34.370	183	44.992	193	40.353	199	252
4	3:27.583	1:57.152	162	48.090	159	42.341	201	177									

114	Hirschi, CHE / Seefried, AUT / Klien, AUT								theoretical besttime: 2:00.236								
1	2:51.610	1:13.632	156	46.736	147	51.242	110	152	5	2:01.163	35.279	170	45.185	172	40.699	206	254
2	2:49.471	50.417	110	1:00.723	117	58.331	49	131	6	2:00.846	35.226	175	44.782	178	40.838	204	255
3	8:33.582	7:04.515	157	46.301	165	42.766	206	181	7	2:01.301	35.058	179	45.138	156	41.105	204	257
4	2:02.070	35.923	166	45.751	173	40.396	205	251	8	2:02.156	35.076	177	45.436	173	41.644	195	255

333	Mattschull, DEU / Salikhov, RUS / Keilwitz, DEU								theoretical besttime: 2:01.762								
1	3:36.878	1:55.726	168	46.532	172	54.620	44	180	5	2:05.963	36.850	166	47.371	158	41.742	198	234
2	12:03.577	10:25.262	133	52.558	141	45.757	194	187	6	2:02.487	35.736	166	46.303	163	40.448	204	256
3	2:11.805	38.364	154	50.273	153	43.168	198	214	7	2:01.762	35.336	164	46.237	170	40.189	204	255
4	2:08.523	37.321	157	48.694	156	42.508	200	220									

777	Brauner, DEU / Rostan, FRA / Delhez, BEL								theoretical besttime: 2:02.243								
1	3:29.766	1:49.099	160	46.942	154	53.725	35	168	5	2:02.914	35.383	175	46.991	158	40.540	198	252
2	12:05.656	10:33.848	147	49.252	154	42.556	197	178	6	2:02.864	35.295	166	46.425	155	41.144	199	251
3	2:04.380	35.922	168	47.664	159	40.794	198	250	7	2:03.813	35.278	174	46.721	174	41.814	195	252
4	2:04.000	35.730	168	47.260	154	41.010	200	254									

888	Zanuttini, ITA / Duyver, GBR / Perel, ZAF								theoretical besttime: 2:05.444								
1	3:04.186	1:11.195	156	49.575	146	1:03.416	69	144	5	2:05.774	35.821	175	47.688	178	42.265	197	251
2	3:21.083	59.959	110	1:01.386	101	1:19.738	38	98	6	2:08.439	36.495	171	48.004	177	43.940	197	252
3	8:43.860	7:10.110	147	50.842	167	42.908	198	112	7	2:06.782	35.491	177	48.252	170	43.039	195	252
4	2:07.568	36.156	162	48.889	165	42.523	199	250	8	2:17.269	36.114	169	48.438	190	52.717	47	252

911	Häring, DEU / Renauer, DEU / Renauer, DEU								theoretical besttime: 2:04.815								
1	3:15.630	1:24.745	154	48.478	154	1:02.407	42	150	4	2:05.142	36.472	168	46.806	167	41.864	199	250
2	11:45.472	10:11.914	150	49.789	146	43.769	193	180	5	2:05.706	36.494	165	46.955	160	42.257	198	238
3	2:07.519	37.226	173	47.848	166	42.445	199	252	6	2:12.148	36.145	173	47.239	178	48.764	46	254

