STEWARDS
LOG NR 42c

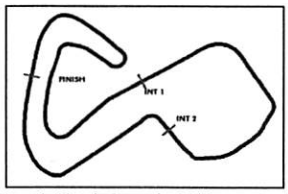


# Blancpain GT Series Sprint Cup

## Sector List Race 1

Provisional

BLANCPAIN GT SERIES
BRANDS HATCH 2018

Brands Hatch, Length: 3916m
Air temperature: 25.35°C
Track temperature: 37.6°C
Weather condition: Dry

Sunday, May 6, 2018 12:00:00

### 1 Riberas, ESP / Mies, DEU — theoretical besttime: 1:24.989

| Lap | Time | SE1 | SP1 | SE2 | SP2 | SE3 | SP3 | TSP | Lap | Time | SE1 | SP1 | SE2 | SP2 | SE3 | SP3 | TSP |
|---|---|---|---|---|---|---|---|---|---|---|---|---|---|---|---|---|---|
| 1 | 1:39.564 | 32.509 | 176 | 39.017 | 166 | 28.038 | 133 | 231 | 21 | 1:25.176 | 27.092 | 186 | 37.804 | 178 | **20.280** | **225** | 232 |
| 2 | 2:26.241 | 45.234 | 109 | 1:06.393 | 88 | 34.614 | 108 | 96 | 22 | **1:25.136** | 27.078 | 186 | **37.705** | **178** | 20.353 | 224 | 232 |
| 3 | 2:42.881 | 51.787 | 88 | 1:16.930 | 93 | 34.164 | 225 | 91 | 23 | 1:25.272 | **27.004** | **186** | 37.876 | 176 | 20.392 | 224 | 231 |
| 4 | 1:26.942 | 27.659 | 185 | 38.726 | 171 | 20.557 | 225 | 231 | 24 | 1:25.437 | 27.047 | 187 | 37.914 | 179 | 20.476 | 225 | 232 |
| 5 | 1:26.072 | 27.363 | 185 | 38.272 | 173 | 20.437 | 225 | 231 | 25 | 1:25.247 | 27.111 | 186 | 37.734 | 177 | 20.402 | 224 | 232 |
| 6 | 1:26.023 | 27.299 | 187 | 38.234 | 173 | 20.490 | 222 | 232 | 26 | 1:25.379 | 27.151 | 185 | 37.757 | 177 | 20.471 | 224 | 232 |
| 7 | 1:26.081 | 27.199 | 185 | 38.487 | 172 | 20.395 | 225 | 231 | 27 | 1:25.629 | 27.287 | 184 | 37.971 | 176 | 20.371 | 225 | 232 |
| 8 | 1:25.897 | 27.253 | 184 | 38.245 | 172 | 20.399 | 225 | 231 | 28 | 1:25.691 | 27.270 | 186 | 38.089 | 176 | 20.332 | 226 | 232 |
| 9 | 1:26.068 | 27.190 | 186 | 38.381 | 171 | 20.497 | 223 | 231 | 29 | 1:25.649 | 27.299 | 186 | 37.891 | 174 | 20.459 | 225 | 233 |
| 10 | 1:26.120 | 27.402 | 186 | 38.283 | 173 | 20.435 | 225 | 232 | 30 | 1:25.902 | 27.344 | 185 | 38.090 | 173 | 20.468 | 227 | 233 |
| 11 | 1:26.021 | 27.269 | 185 | 38.260 | 171 | 20.492 | 225 | 232 | 31 | 1:26.008 | 27.458 | 185 | 38.090 | 173 | 20.460 | 226 | 234 |
| 12 | 1:26.041 | 27.390 | 185 | 38.209 | 175 | 20.442 | 223 | 232 | 32 | 1:26.396 | 27.682 | 187 | 38.241 | 173 | 20.473 | 226 | 234 |
| 13 | 1:25.798 | 27.315 | 185 | 38.125 | 175 | 20.358 | 225 | 232 | 33 | 1:26.350 | 27.638 | 187 | 38.235 | 175 | 20.477 | 225 | 233 |
| 14 | 1:25.987 | 27.208 | 184 | 38.283 | 170 | 20.496 | 225 | 231 | 34 | 1:26.100 | 27.468 | 187 | 38.186 | 176 | 20.446 | 226 | 234 |
| 15 | 1:25.928 | 27.260 | 184 | 38.139 | 173 | 20.529 | 224 | 232 | 35 | 1:26.266 | 27.551 | 186 | 38.196 | 173 | 20.519 | 225 | 234 |
| 16 | 1:26.418 | 27.483 | 184 | 38.367 | 172 | 20.568 | 225 | 232 | 36 | 1:26.282 | 27.597 | 186 | 38.280 | 174 | 20.405 | 226 | **235** |
| 17 | 2:06.616 | 27.409 | 185 | 38.833 | 164 | 1:00.374 | | 229 | 37 | 1:26.094 | 27.518 | 187 | 38.113 | 173 | 20.463 | 226 | 235 |
| 18 | 1:31.261 | 32.619 | 185 | 38.146 | 172 | 20.496 | 224 | 230 | 38 | 1:26.275 | 27.663 | 185 | 38.142 | 175 | 20.470 | 224 | 234 |
| 19 | 1:25.507 | 27.098 | 186 | 37.957 | 173 | 20.452 | 223 | 231 | 39 | 1:27.044 | 27.720 | 186 | 38.288 | 161 | 21.036 | 224 | 234 |
| 20 | 1:25.376 | 27.119 | 185 | 37.922 | 175 | 20.335 | 226 | 232 | 40 | 1:26.416 | 27.775 | 186 | 38.128 | 173 | 20.513 | 225 | 232 |

### 2 Vanthoor, BEL / Stevens, GBR — theoretical besttime: 1:25.048

| Lap | Time | SE1 | SP1 | SE2 | SP2 | SE3 | SP3 | TSP | Lap | Time | SE1 | SP1 | SE2 | SP2 | SE3 | SP3 | TSP |
|---|---|---|---|---|---|---|---|---|---|---|---|---|---|---|---|---|---|
| 1 | 1:38.304 | 31.829 | 183 | 38.222 | 170 | 28.253 | 130 | 229 | 21 | 1:26.070 | 27.382 | 185 | 38.183 | 173 | 20.505 | 223 | 232 |
| 2 | 2:26.256 | 45.248 | 103 | 1:06.219 | 104 | 34.789 | 103 | 90 | 22 | 1:26.053 | 27.185 | 186 | 38.271 | 172 | 20.597 | 224 | 230 |
| 3 | 2:43.113 | 51.603 | 92 | 1:17.208 | 81 | 34.302 | 220 | 85 | 23 | 1:25.956 | 27.351 | 185 | 38.063 | 179 | 20.542 | 224 | 232 |
| 4 | 1:26.505 | 27.784 | 183 | 38.216 | 174 | 20.505 | 221 | 229 | 24 | 1:25.855 | 27.334 | 185 | 38.084 | 174 | 20.437 | 225 | 232 |
| 5 | 1:25.559 | 27.232 | 185 | 37.939 | 178 | **20.388** | 220 | 230 | 25 | 1:26.050 | 27.386 | 186 | 38.108 | 171 | 20.556 | 224 | 232 |
| 6 | 1:25.630 | **26.964** | 185 | 38.124 | 175 | 20.542 | 221 | 230 | 26 | 1:26.045 | 27.399 | 186 | 38.052 | 172 | 20.594 | 223 | 232 |
| 7 | 1:25.698 | 27.246 | 185 | 37.901 | 178 | 20.551 | 220 | 229 | 27 | 1:26.140 | 27.444 | 185 | 38.175 | 174 | 20.521 | 225 | 231 |
| 8 | 1:25.788 | 27.375 | 184 | 37.923 | 177 | 20.490 | 222 | 230 | 28 | 1:26.099 | 27.519 | 185 | 38.037 | 173 | 20.543 | 225 | 232 |
| 9 | 1:25.295 | 26.979 | 185 | 37.891 | 179 | 20.425 | 222 | 229 | 29 | 1:26.063 | 27.306 | 187 | 38.198 | 171 | 20.559 | 224 | 231 |
| 10 | **1:25.258** | 27.054 | 186 | 37.786 | 178 | 20.418 | 223 | 231 | 30 | 1:26.181 | 27.412 | 185 | 38.196 | 172 | 20.573 | 224 | 232 |
| 11 | 1:25.270 | 27.124 | 185 | 37.743 | 178 | 20.403 | 223 | 231 | 31 | 1:26.229 | 27.505 | 185 | 38.083 | 171 | 20.641 | 223 | 232 |
| 12 | 1:25.694 | 27.253 | 185 | 37.981 | 179 | 20.460 | 222 | 231 | 32 | 1:26.388 | 27.413 | 187 | 38.462 | 174 | 20.513 | 224 | 232 |
| 13 | 1:25.356 | 27.266 | 185 | **37.696** | 175 | 20.394 | **225** | 232 | 33 | 1:26.216 | 27.458 | 185 | 38.189 | 176 | 20.569 | 223 | 233 |
| 14 | 1:25.286 | 27.133 | 185 | 37.742 | 177 | 20.411 | 224 | 231 | 34 | 1:26.225 | 27.512 | 186 | 38.101 | 175 | 20.612 | 223 | 232 |
| 15 | 1:25.609 | 27.174 | 186 | 37.950 | 179 | 20.485 | 223 | 231 | 35 | 1:26.172 | 27.496 | 186 | 38.113 | 169 | 20.563 | 223 | 232 |
| 16 | 2:02.879 | 27.271 | 186 | 38.009 | 175 | 57.599 | | 232 | 36 | 1:26.017 | 27.370 | 186 | 38.073 | 173 | 20.574 | 222 | **233** |
| 17 | 1:32.544 | 32.371 | 180 | 39.232 | 154 | 20.941 | 222 | 230 | 37 | 1:26.265 | 27.508 | 186 | 38.212 | 174 | 20.545 | 222 | 233 |
| 18 | 1:27.136 | 27.684 | 185 | 38.744 | 168 | 20.708 | 222 | 230 | 38 | 1:26.222 | 27.427 | 186 | 38.178 | 174 | 20.617 | 225 | 233 |
| 19 | 1:26.326 | 27.492 | 185 | 38.277 | 174 | 20.557 | 222 | 232 | 39 | 1:26.473 | 27.575 | 187 | 38.212 | 173 | 20.686 | 223 | 233 |
| 20 | 1:26.354 | 27.416 | 184 | 38.331 | 170 | 20.607 | 223 | 231 | 40 | 1:26.817 | 27.609 | 185 | 38.487 | 171 | 20.721 | 224 | 231 |

### 14 Klien, AUT / Costa, ESP — theoretical besttime: 1:25.753

| Lap | Time | SE1 | SP1 | SE2 | SP2 | SE3 | SP3 | TSP | Lap | Time | SE1 | SP1 | SE2 | SP2 | SE3 | SP3 | TSP |
|---|---|---|---|---|---|---|---|---|---|---|---|---|---|---|---|---|---|
| 1 | 1:45.192 | 35.011 | 181 | 39.399 | 156 | 30.782 | 112 | 229 | 21 | 1:26.112 | **27.204** | **186** | 38.364 | 171 | 20.544 | 225 | 233 |
| 2 | 2:27.047 | 45.218 | 101 | 1:07.748 | 94 | 34.081 | 111 | 117 | 22 | **1:25.764** | 27.215 | 186 | **38.067** | **171** | **20.482** | **225** | 233 |
| 3 | 2:39.153 | 52.733 | 117 | 1:14.506 | 74 | 31.914 | 223 | 91 | 23 | 1:26.120 | 27.396 | 186 | 38.151 | 170 | 20.573 | 225 | 232 |
| 4 | 1:28.130 | 28.181 | 184 | 39.173 | 169 | 20.776 | 225 | 232 | 24 | 1:26.146 | 27.507 | 186 | 38.088 | 170 | 20.551 | 226 | 233 |
| 5 | 1:27.121 | 27.826 | 186 | 38.649 | 171 | 20.646 | 225 | 233 | 25 | 1:26.754 | 27.834 | 187 | 38.389 | 171 | 20.531 | 226 | 233 |
| 6 | 1:26.542 | 27.547 | 185 | 38.364 | 171 | 20.631 | 224 | 233 | 26 | 1:26.454 | 27.515 | 185 | 38.332 | 171 | 20.607 | 225 | 234 |
| 7 | 1:26.586 | 27.592 | 186 | 38.427 | 174 | 20.567 | 225 | 232 | 27 | 1:26.425 | 27.539 | 186 | 38.364 | 174 | 20.522 | 226 | 234 |
| 8 | 1:26.597 | 27.450 | 186 | 38.599 | 171 | 20.548 | 224 | 232 | 28 | 1:26.334 | 27.419 | 187 | 38.308 | 170 | 20.607 | 225 | 233 |
| 9 | 1:26.421 | 27.526 | 186 | 38.281 | 171 | 20.614 | 224 | 232 | 29 | 1:28.073 | 28.065 | 172 | 39.244 | 172 | 20.764 | 225 | **235** |
| 10 | 1:26.361 | 27.427 | 185 | 38.434 | 172 | 20.500 | 225 | 233 | 30 | 1:26.822 | 27.678 | 186 | 38.491 | 172 | 20.653 | 225 | 233 |
| 11 | 1:26.764 | 27.501 | 185 | 38.708 | 171 | 20.555 | 225 | 233 | 31 | 1:27.043 | 27.644 | 186 | 38.641 | 168 | 20.758 | 224 | 233 |
| 12 | 1:26.503 | 27.595 | 184 | 38.382 | 173 | 20.526 | 225 | 233 | 32 | 1:26.805 | 27.630 | 187 | 38.392 | 176 | 20.783 | 225 | 232 |
| 13 | 1:26.472 | 27.615 | 184 | 38.242 | 175 | 20.615 | 225 | 234 | 33 | 1:26.882 | 27.722 | 186 | 38.444 | 170 | 20.716 | 224 | 232 |
| 14 | 1:26.336 | 27.583 | 185 | 38.236 | 172 | 20.517 | 225 | 233 | 34 | 1:26.915 | 27.718 | 187 | 38.539 | 169 | 20.658 | 224 | 233 |
| 15 | 1:26.530 | 27.546 | 185 | 38.228 | 174 | 20.756 | 225 | 233 | 35 | 1:26.877 | 27.680 | 186 | 38.526 | 169 | 20.671 | 224 | 233 |
| 16 | 1:26.540 | 27.612 | 185 | 38.267 | 175 | 20.661 | 225 | 232 | 36 | 1:26.791 | 27.562 | 187 | 38.484 | 168 | 20.745 | 224 | 232 |
| 17 | 2:11.272 | 27.672 | 185 | 38.553 | 171 | 1:05.047 | | 232 | 37 | 1:26.489 | 27.516 | 186 | 38.342 | 169 | 20.631 | 225 | 233 |
| 18 | 1:30.753 | 31.986 | 185 | 38.229 | 171 | 20.538 | 225 | 231 | 38 | 1:26.692 | 27.616 | 187 | 38.401 | 170 | 20.675 | 225 | 233 |
| 19 | 1:26.484 | 27.430 | 186 | 38.420 | 170 | 20.634 | **226** | 232 | 39 | 1:27.334 | 27.771 | 186 | 38.729 | 168 | 20.834 | 225 | 234 |

STEWARDS
LOG NR 42

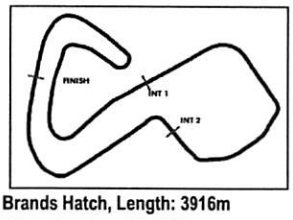


# Blancpain GT Series Sprint Cup

## Sector List Race 1

Provisional

BLANCPAIN GT SERIES
BRANDS HATCH 2018

Brands Hatch, Length: 3916m
Air temperature: 25.35°C
Track temperature: 37.6°C
Weather condition: Dry

Sunday, May 6, 2018 12:00:00

| Lap | Time | SE1 | SP1 | SE2 | SP2 | SE3 | SP3 | TSP | Lap | Time | SE1 | SP1 | SE2 | SP2 | SE3 | SP3 | TSP |
|---|---|---|---|---|---|---|---|---|---|---|---|---|---|---|---|---|---|
| 20 | 1:26.012 | 27.411 | 185 | 38.115 | 172 | 20.486 | 226 | 232 | 40 | 1:27.309 | 27.912 | 185 | 38.542 | 169 | 20.855 | 225 | 233 |

**17** Leonard, GBR / Vervisch, BEL — **theoretical besttime: 1:25.053**

| | | | | | | | | | | | | | | | | | |
|---|---|---|---|---|---|---|---|---|---|---|---|---|---|---|---|---|---|
| 1 | 1:42.545 | 33.763 | 181 | 39.431 | 149 | 29.351 | 122 | 230 | 21 | 1:25.497 | 27.155 | 186 | 37.877 | 177 | 20.465 | 224 | 231 |
| 2 | 2:26.068 | 45.188 | 97 | 1:06.948 | 79 | 33.932 | 122 | 135 | 22 | 1:25.657 | 27.261 | 184 | 37.924 | 180 | 20.472 | 220 | 231 |
| 3 | 2:41.547 | 52.791 | 98 | 1:15.789 | 117 | 32.967 | 224 | 113 | 23 | 1:25.596 | 27.254 | 184 | 37.886 | 178 | 20.456 | 224 | 231 |
| 4 | 1:28.103 | 28.303 | 184 | 39.068 | 163 | 20.732 | 224 | 232 | 24 | 1:25.478 | 27.264 | 185 | 37.728 | 175 | 20.486 | 224 | 232 |
| 5 | 1:26.893 | 27.622 | 184 | 38.489 | 172 | 20.782 | 225 | 233 | 25 | **1:25.249** | 27.184 | 186 | 37.684 | 180 | 20.381 | 224 | 232 |
| 6 | 1:26.449 | 27.454 | 184 | 38.336 | 175 | 20.659 | 222 | 232 | 26 | 1:25.729 | 27.156 | 186 | **37.643** | **183** | 20.930 | 225 | 231 |
| 7 | 1:26.513 | 27.537 | 183 | 38.398 | 171 | 20.578 | 222 | 231 | 27 | 1:25.331 | 27.243 | 184 | 37.784 | 177 | **20.304** | **225** | 231 |
| 8 | 1:26.602 | 27.425 | 184 | 38.397 | 175 | 20.780 | 222 | 231 | 28 | 1:25.547 | 27.177 | 185 | 37.909 | 178 | 20.461 | 222 | 231 |
| 9 | 1:26.313 | 27.367 | 184 | 38.314 | 175 | 20.632 | 222 | 230 | 29 | 1:25.999 | 27.322 | 185 | 38.203 | 174 | 20.474 | 224 | 232 |
| 10 | 1:26.168 | 27.450 | 183 | 38.164 | 175 | 20.554 | 220 | 231 | 30 | 1:25.435 | 27.224 | 185 | 37.823 | 177 | 20.388 | 223 | 232 |
| 11 | 1:26.391 | 27.520 | 183 | 38.322 | 172 | 20.549 | 223 | 230 | 31 | 1:25.631 | 27.289 | 186 | 37.806 | 177 | 20.536 | 225 | 231 |
| 12 | 1:26.301 | 27.519 | 183 | 38.151 | 172 | 20.631 | 222 | 231 | 32 | 1:25.641 | 27.251 | 187 | 37.791 | 179 | 20.599 | 223 | 232 |
| 13 | 1:26.189 | 27.592 | 183 | 38.085 | 174 | 20.512 | 222 | 232 | 33 | 1:25.681 | 27.265 | 185 | 37.887 | 177 | 20.529 | 222 | 232 |
| 14 | 1:26.534 | 27.602 | 183 | 38.308 | 170 | 20.624 | 224 | 230 | 34 | 1:25.457 | 27.145 | 187 | 37.862 | 176 | 20.450 | 224 | 232 |
| 15 | 1:26.835 | 27.645 | 181 | 38.430 | 172 | 20.760 | 221 | 230 | 35 | 1:26.100 | 27.443 | 186 | 38.133 | 174 | 20.524 | 223 | 232 |
| 16 | 2:04.290 | 27.580 | 183 | 38.384 | 174 | 58.326 | | 230 | 36 | 1:25.978 | 27.439 | 186 | 37.968 | 175 | 20.571 | 224 | 233 |
| 17 | 1:30.323 | 31.693 | 183 | 38.089 | 173 | 20.541 | 221 | 229 | 37 | 1:26.067 | 27.489 | 186 | 38.047 | 174 | 20.531 | 224 | 233 |
| 18 | 1:25.274 | 27.223 | 184 | 37.653 | 179 | 20.398 | 224 | 231 | 38 | 1:26.121 | 27.545 | 184 | 38.041 | 174 | 20.535 | 224 | 233 |
| 19 | 1:25.382 | **27.106** | 185 | 37.819 | 179 | 20.457 | 222 | 231 | 39 | 1:26.368 | 27.663 | 183 | 38.229 | 174 | 20.476 | 226 | 233 |
| 20 | 1:25.681 | 27.416 | 184 | 37.857 | 178 | 20.408 | 223 | 232 | 40 | 1:26.935 | 28.006 | 185 | 38.305 | 174 | 20.624 | 224 | **234** |

**19** Perez Companc, ARG / Caldarelli, ITA — **theoretical besttime: 1:25.852**

| | | | | | | | | | | | | | | | | | |
|---|---|---|---|---|---|---|---|---|---|---|---|---|---|---|---|---|---|
| 1 | 1:48.676 | 35.596 | 170 | 41.636 | 165 | 31.444 | 111 | 226 | 21 | 1:26.046 | 27.335 | 186 | 38.196 | 175 | **20.515** | **223** | 231 |
| 2 | 2:30.274 | 47.367 | 128 | 1:07.446 | 75 | 35.461 | 120 | 114 | 22 | 1:26.055 | 27.291 | 186 | 38.220 | 171 | 20.544 | 224 | 230 |
| 3 | 2:35.782 | 51.830 | 102 | 1:13.658 | 71 | 30.294 | 220 | 114 | 23 | 1:26.186 | 27.449 | 184 | 38.153 | 173 | 20.584 | 223 | 231 |
| 4 | 1:27.660 | 28.324 | 183 | 38.575 | 172 | 20.761 | 225 | 229 | 24 | **1:25.861** | **27.240** | **185** | **38.097** | **173** | 20.524 | 224 | 232 |
| 5 | 1:27.374 | 27.881 | 184 | 38.711 | 172 | 20.782 | 225 | 231 | 25 | 1:26.134 | 27.339 | 185 | 38.131 | 173 | 20.664 | 223 | 232 |
| 6 | 1:26.403 | 27.376 | 186 | 38.299 | 170 | 20.728 | 223 | 231 | 26 | 1:26.191 | 27.388 | 185 | 38.217 | 173 | 20.586 | 223 | 232 |
| 7 | 1:27.149 | 27.745 | 183 | 38.616 | 171 | 20.788 | 223 | 230 | 27 | 1:26.426 | 27.565 | 184 | 38.266 | 174 | 20.595 | 224 | 232 |
| 8 | 1:26.972 | 27.709 | 184 | 38.574 | 170 | 20.689 | 223 | 232 | 28 | 1:26.281 | 27.459 | 186 | 38.226 | 175 | 20.596 | 224 | 232 |
| 9 | 1:26.931 | 27.969 | 186 | 38.321 | 172 | 20.641 | 222 | 230 | 29 | 1:26.428 | 27.559 | 185 | 38.328 | 173 | 20.541 | 225 | **234** |
| 10 | 1:27.695 | 28.463 | 184 | 38.600 | 172 | 20.632 | 223 | 230 | 30 | 1:26.609 | 27.531 | 184 | 38.336 | 172 | 20.742 | 223 | 231 |
| 11 | 1:26.322 | 27.371 | 183 | 38.355 | 169 | 20.596 | 224 | 232 | 31 | 1:26.673 | 27.525 | 185 | 38.447 | 171 | 20.701 | 225 | 234 |
| 12 | 1:26.241 | 27.417 | 183 | 38.266 | 169 | 20.558 | 223 | 232 | 32 | 1:27.036 | 27.616 | 186 | 38.718 | 171 | 20.702 | 224 | 233 |
| 13 | 1:26.536 | 27.514 | 183 | 38.434 | 170 | 20.588 | 223 | 230 | 33 | 1:26.978 | 27.671 | 184 | 38.376 | 172 | 20.931 | 223 | 233 |
| 14 | 1:26.599 | 27.629 | 184 | 38.282 | 172 | 20.688 | 223 | 231 | 34 | 1:26.734 | 27.641 | 185 | 38.381 | 171 | 20.712 | 223 | 233 |
| 15 | 1:28.683 | 27.574 | 183 | 39.734 | 126 | 21.375 | 224 | 232 | 35 | 1:26.812 | 27.514 | 185 | 38.479 | 172 | 20.819 | 223 | 232 |
| 16 | 1:27.371 | 27.591 | 185 | 38.719 | 170 | 21.061 | 222 | 232 | 36 | 1:26.866 | 27.521 | 185 | 38.528 | 171 | 20.817 | 222 | 231 |
| 17 | 2:05.489 | 27.482 | 185 | 38.316 | 165 | 59.691 | | 230 | 37 | 1:26.809 | 27.583 | 184 | 38.458 | 174 | 20.768 | 223 | 230 |
| 18 | 1:31.054 | 32.084 | **186** | 38.285 | 168 | 20.685 | 222 | 231 | 38 | 1:26.568 | 27.506 | 185 | 38.340 | 172 | 20.722 | 223 | 233 |
| 19 | 1:26.425 | 27.391 | 183 | 38.323 | 171 | 20.711 | 222 | 232 | 39 | 1:27.015 | 27.718 | 186 | 38.432 | 172 | 20.865 | 224 | 234 |
| 20 | 1:26.913 | 27.563 | 184 | 38.695 | 166 | 20.655 | 224 | 232 | 40 | 1:27.287 | 27.749 | 184 | 38.711 | 172 | 20.827 | 226 | 232 |

**25** Gachet, FRA / Haase, DEU — **theoretical besttime: 1:25.146**

| | | | | | | | | | | | | | | | | | |
|---|---|---|---|---|---|---|---|---|---|---|---|---|---|---|---|---|---|
| 1 | 1:45.771 | 35.308 | 181 | 39.402 | 162 | 31.061 | 113 | 231 | 21 | **1:25.381** | 27.279 | 186 | **37.779** | **173** | **20.323** | **225** | 233 |
| 2 | 2:27.045 | 45.366 | 107 | 1:07.710 | 94 | 33.969 | 110 | 116 | 22 | 1:27.043 | 27.117 | 184 | 38.881 | 170 | 21.045 | 225 | 234 |
| 3 | 2:38.985 | 52.689 | 116 | 1:14.731 | 75 | 31.565 | 224 | 96 | 23 | 1:26.317 | 27.573 | 184 | 38.163 | 171 | 20.581 | 224 | 233 |
| 4 | 1:28.307 | 28.085 | 184 | 39.259 | 166 | 20.963 | 222 | 233 | 24 | 1:26.607 | 27.441 | 185 | 38.154 | 170 | 21.012 | 224 | 233 |
| 5 | 1:27.072 | 27.646 | 184 | 38.666 | 167 | 20.760 | **226** | 233 | 25 | 1:26.164 | 27.629 | 185 | 38.054 | 172 | 20.481 | 226 | 233 |
| 6 | 1:26.779 | 27.676 | 184 | 38.538 | 167 | 20.565 | 224 | 232 | 26 | 1:26.404 | 27.433 | 186 | 38.411 | 172 | 20.560 | 224 | 233 |
| 7 | 1:26.435 | 27.535 | 185 | 38.422 | 169 | 20.478 | 224 | 232 | 27 | 1:26.429 | 27.493 | 185 | 38.345 | 171 | 20.591 | 225 | 232 |
| 8 | 1:26.562 | 27.639 | 184 | 38.355 | 166 | 20.568 | 223 | 232 | 28 | 1:26.035 | 27.391 | 185 | 38.078 | 170 | 20.566 | 226 | 234 |
| 9 | 1:26.627 | 27.570 | 184 | 38.547 | 167 | 20.510 | 225 | 232 | 29 | 1:26.143 | 27.454 | 185 | 38.194 | 170 | 20.495 | 225 | 234 |
| 10 | 1:26.401 | 27.562 | 185 | 38.410 | 170 | 20.429 | 225 | 230 | 30 | 1:26.114 | 27.503 | 184 | 38.151 | 173 | 20.460 | 225 | 234 |
| 11 | 1:26.606 | 27.638 | 184 | 38.502 | 168 | 20.466 | 226 | 231 | 31 | 1:26.376 | 27.446 | 185 | 38.398 | 171 | 20.532 | 224 | **235** |
| 12 | 1:26.755 | 27.527 | 185 | 38.596 | 169 | 20.632 | 224 | 233 | 32 | 1:26.705 | 27.552 | 185 | 38.174 | 164 | 20.979 | 223 | 233 |
| 13 | 1:26.831 | 27.715 | 185 | 38.458 | 166 | 20.658 | 224 | 233 | 33 | 1:26.455 | 27.684 | 186 | 38.310 | 170 | 20.461 | 221 | 231 |
| 14 | 1:26.629 | 27.626 | 182 | 38.488 | 167 | 20.515 | 225 | 232 | 34 | 1:25.713 | 27.387 | 186 | 37.838 | 177 | 20.488 | 222 | 232 |
| 15 | 1:26.815 | 27.619 | 184 | 38.382 | 170 | 20.814 | 223 | 232 | 35 | 1:25.772 | 27.486 | 184 | 37.888 | 175 | 20.398 | 224 | 232 |
| 16 | 1:26.922 | 27.742 | 184 | 38.444 | 161 | 20.736 | 225 | 232 | 36 | 1:26.022 | 27.483 | 185 | 38.033 | 174 | 20.506 | 222 | 232 |
| 17 | 1:27.100 | 27.658 | 184 | 38.661 | 166 | 20.781 | 222 | 231 | 37 | 1:26.026 | 27.557 | 186 | 38.053 | 173 | 20.416 | 224 | 232 |

STEWARDS
LOG NR 42e

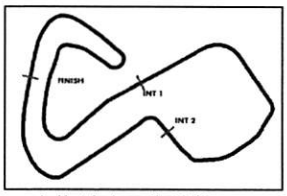


# Blancpain GT Series Sprint Cup

## Sector List Race 1

Provisional

BLANCPAIN GT SERIES
BRANDS HATCH 2018

Brands Hatch, Length: 3916m
Air temperature: 25.35°C
Track temperature: 37.6°C
Weather condition: Dry

Sunday, May 6, 2018 12:00:00

| Lap | Time | SE1 | SP1 | SE2 | SP2 | SE3 | SP3 | TSP | Lap | Time | SE1 | SP1 | SE2 | SP2 | SE3 | SP3 | TSP |
|---|---|---|---|---|---|---|---|---|---|---|---|---|---|---|---|---|---|
| 18 | 2:07.546 | 27.739 | 184 | 38.707 | 166 | 1:01.100 | | 231 | 38 | 1:26.143 | 27.475 | 186 | 38.132 | 172 | 20.536 | 222 | 232 |
| 19 | 1:30.762 | 32.116 | 184 | 38.284 | 171 | 20.362 | 226 | 228 | 39 | 1:26.383 | 27.397 | 184 | 38.457 | 175 | 20.529 | 223 | 232 |
| 20 | 1:25.422 | **27.044** | 184 | 37.983 | 171 | 20.395 | 225 | 232 | 40 | 1:26.424 | 27.484 | 185 | 38.326 | 173 | 20.614 | 224 | 231 |

**26** Stievenart, FRA / Winkelhock, DEU — **theoretical besttime: 1:25.184**

| | | | | | | | | | | | | | | | | | |
|---|---|---|---|---|---|---|---|---|---|---|---|---|---|---|---|---|---|
| 1 | 1:49.987 | 37.159 | 181 | 41.532 | 140 | 31.296 | 111 | 211 | 21 | 1:25.572 | 27.216 | 186 | 37.821 | 173 | 20.535 | 224 | 231 |
| 2 | 2:31.081 | 47.905 | 114 | 1:07.315 | 72 | 35.861 | 136 | 120 | 22 | 1:53.721 | 27.369 | 182 | 39.620 | 155 | 46.732 | | 229 |
| 3 | 2:34.935 | 51.665 | 104 | 1:13.747 | 60 | 29.523 | 225 | 137 | 23 | 1:30.869 | 32.105 | 186 | 38.272 | 173 | 20.492 | 223 | 233 |
| 4 | 1:30.134 | 29.129 | 182 | 39.655 | 152 | 21.350 | 223 | 233 | 24 | 1:26.382 | 27.225 | 186 | 38.618 | 175 | 20.539 | 224 | 232 |
| 5 | 1:29.023 | 28.156 | 186 | 39.529 | 162 | 21.338 | 223 | 233 | 25 | 1:25.965 | 27.334 | 184 | 37.953 | 176 | 20.678 | 225 | 232 |
| 6 | 1:29.516 | 28.342 | 183 | 39.667 | 160 | 21.507 | 223 | 231 | 26 | 1:25.651 | 27.314 | 184 | 37.838 | 174 | 20.499 | 224 | 232 |
| 7 | 1:29.387 | 28.103 | 180 | 39.730 | 160 | 21.554 | 222 | 233 | 27 | 1:25.867 | 27.548 | 182 | 37.875 | 176 | 20.444 | 224 | 233 |
| 8 | 1:28.961 | 28.076 | 185 | 39.537 | 160 | 21.348 | 224 | 232 | 28 | 1:25.885 | 27.457 | 185 | 37.957 | 177 | 20.471 | 225 | 232 |
| 9 | 1:28.814 | 27.973 | 184 | 39.526 | 163 | 21.315 | 223 | 230 | 29 | **1:25.539** | 27.421 | 185 | **37.676** | **177** | 20.442 | 225 | 232 |
| 10 | 1:29.702 | 28.258 | 184 | 39.956 | 164 | 21.488 | 222 | 232 | 30 | 1:25.924 | 27.358 | 187 | 37.857 | 178 | 20.709 | 223 | **235** |
| 11 | 1:29.275 | 28.165 | 183 | 39.654 | 160 | 21.456 | 223 | 231 | 31 | 1:26.502 | 27.382 | 186 | 38.411 | 175 | 20.709 | 222 | 232 |
| 12 | 1:29.985 | 28.403 | 185 | 39.881 | 162 | 21.701 | 223 | 230 | 32 | 1:25.997 | 27.330 | 186 | 37.937 | 174 | 20.730 | 220 | 232 |
| 13 | 1:29.702 | 28.568 | 184 | 39.427 | 163 | 21.707 | 221 | 230 | 33 | 1:25.792 | 27.240 | 186 | 37.956 | 171 | 20.596 | 223 | 232 |
| 14 | 1:29.693 | 28.423 | 184 | 39.612 | 160 | 21.658 | 225 | 231 | 34 | 1:25.777 | 27.454 | 185 | 37.820 | 178 | 20.503 | 223 | 233 |
| 15 | 1:29.956 | 28.451 | 183 | 39.811 | 154 | 21.694 | 219 | 230 | 35 | 1:27.149 | 27.701 | 187 | 38.064 | 170 | 21.384 | 211 | 233 |
| 16 | 2:16.013 | 28.445 | 183 | 39.734 | 157 | 1:07.834 | | 229 | 36 | 1:27.083 | 27.609 | 184 | 38.728 | 171 | 20.746 | 222 | 232 |
| 17 | 1:30.609 | 31.964 | 186 | 38.150 | 173 | 20.495 | 223 | 231 | 37 | 1:26.177 | 27.532 | 187 | 38.106 | 175 | 20.539 | 223 | 232 |
| 18 | 1:25.890 | 27.299 | 186 | 38.234 | 178 | **20.357** | 222 | 231 | 38 | 1:26.179 | 27.495 | 184 | 38.168 | 174 | 20.516 | 225 | 232 |
| 19 | 1:25.573 | **27.151** | 185 | 37.983 | 177 | 20.439 | 225 | 230 | 39 | 1:26.930 | 27.522 | 184 | 38.369 | 160 | 21.039 | 221 | 232 |
| 20 | 1:25.992 | 27.369 | 186 | 38.034 | 173 | 20.589 | 225 | 230 | | | | | | | | | |

**31** Caygill, GBR / Taylor Smith, IRL — **theoretical besttime: 1:26.121**

| | | | | | | | | | | | | | | | | | |
|---|---|---|---|---|---|---|---|---|---|---|---|---|---|---|---|---|---|
| 1 | 1:47.694 | 36.126 | 185 | 40.159 | 157 | 31.409 | 114 | 229 | 21 | 1:26.462 | 27.699 | 186 | 38.265 | 168 | 20.498 | 227 | 235 |
| 2 | 2:27.754 | 46.036 | 105 | 1:07.235 | 91 | 34.483 | 136 | 117 | 22 | 1:26.506 | 27.657 | 187 | 38.395 | 172 | 20.454 | 227 | 234 |
| 3 | 2:37.753 | 52.656 | 101 | 1:13.974 | 79 | 31.123 | 224 | 118 | 23 | 1:26.428 | 27.761 | 188 | 38.195 | 170 | 20.472 | 228 | 235 |
| 4 | 1:28.703 | 28.371 | 185 | 39.348 | 160 | 20.984 | 226 | **236** | 24 | **1:26.162** | 27.654 | 188 | **38.075** | **169** | 20.433 | 229 | 235 |
| 5 | 1:29.325 | 28.227 | 180 | 40.255 | 166 | 20.843 | 225 | 229 | 25 | 1:27.090 | 27.791 | 187 | 38.589 | 167 | 20.710 | 228 | 235 |
| 6 | 1:27.745 | 28.012 | 184 | 38.929 | 165 | 20.804 | 225 | 234 | 26 | 1:26.832 | 27.781 | 186 | 38.428 | 169 | 20.623 | 228 | 234 |
| 7 | 1:27.977 | 28.101 | 183 | 39.065 | 166 | 20.811 | 224 | 233 | 27 | 1:26.735 | 27.773 | 187 | 38.419 | 169 | 20.543 | 228 | 235 |
| 8 | 1:27.441 | 28.008 | 186 | 38.718 | 163 | 20.715 | 224 | 235 | 28 | 1:26.955 | 27.969 | 186 | 38.348 | 167 | 20.638 | 227 | 236 |
| 9 | 1:27.890 | 28.314 | 185 | 38.789 | 162 | 20.787 | 226 | 234 | 29 | 1:26.991 | 27.809 | 187 | 38.565 | 169 | 20.617 | 228 | 235 |
| 10 | 1:27.580 | 27.973 | 185 | 38.827 | 166 | 20.780 | 225 | 234 | 30 | 1:27.018 | 27.839 | 187 | 38.534 | 164 | 20.645 | 228 | 236 |
| 11 | 1:27.516 | 27.908 | 183 | 38.900 | 165 | 20.708 | 225 | 234 | 31 | 1:26.982 | 27.817 | 189 | 38.465 | 169 | 20.700 | 227 | 236 |
| 12 | 1:27.477 | 27.835 | 184 | 38.808 | 164 | 20.834 | 225 | 234 | 32 | 1:26.717 | 27.785 | 188 | 38.413 | 167 | 20.519 | 226 | 235 |
| 13 | 1:27.849 | 28.025 | 183 | 39.008 | 166 | 20.816 | 225 | 234 | 33 | 1:27.069 | 28.051 | 187 | 38.533 | 169 | 20.485 | 227 | 235 |
| 14 | 1:28.008 | 28.114 | 183 | 39.051 | 165 | 20.843 | 226 | 235 | 34 | 1:27.157 | 28.028 | 186 | 38.496 | 170 | 20.633 | 227 | 236 |
| 15 | 1:28.002 | 28.166 | 183 | 38.936 | 166 | 20.900 | 225 | 235 | 35 | 1:27.152 | 27.999 | 186 | 38.531 | 167 | 20.622 | 227 | 235 |
| 16 | 2:17.428 | 28.125 | 185 | 39.076 | 164 | 1:10.227 | | 233 | 36 | 1:27.413 | 28.036 | 185 | 38.739 | 169 | 20.638 | 228 | 235 |
| 17 | 1:31.916 | 32.834 | 186 | 38.449 | 167 | 20.633 | 227 | 233 | 37 | 1:27.337 | 27.929 | 185 | 38.744 | 168 | 20.664 | 228 | 236 |
| 18 | 1:26.395 | 27.647 | 188 | 38.216 | 167 | 20.532 | 227 | 233 | 38 | 1:27.416 | 28.079 | 187 | 38.684 | 166 | 20.653 | 227 | 236 |
| 19 | 1:26.322 | **27.628** | 188 | 38.084 | 165 | 20.610 | 228 | 234 | 39 | 1:27.892 | 28.171 | 185 | 38.803 | 161 | 20.918 | 228 | 236 |
| 20 | 1:26.218 | 27.708 | 185 | 38.092 | 169 | **20.418** | 228 | 235 | 40 | 1:27.820 | 28.121 | 185 | 38.814 | 163 | 20.885 | 226 | 236 |

**32** Loggie, GBR / Macleod, GBR — **theoretical besttime: 1:25.791**

| | | | | | | | | | | | | | | | | | |
|---|---|---|---|---|---|---|---|---|---|---|---|---|---|---|---|---|---|
| 1 | 1:48.686 | 36.946 | 177 | 40.593 | 157 | 31.147 | 104 | 217 | 21 | **1:25.805** | **27.453** | **186** | **37.922** | **171** | 20.430 | 226 | 234 |
| 2 | 2:31.098 | 47.937 | 130 | 1:07.517 | 68 | 35.644 | 130 | 123 | 22 | 1:26.013 | 27.567 | 186 | 37.993 | 169 | 20.453 | 226 | 234 |
| 3 | 2:35.679 | 51.811 | 99 | 1:13.609 | 68 | 30.259 | 225 | 131 | 23 | 1:26.067 | 27.479 | 185 | 38.101 | 167 | 20.487 | 226 | 233 |
| 4 | 1:29.546 | 29.339 | 185 | 39.184 | 154 | 21.023 | **226** | 234 | 24 | 1:26.235 | 27.488 | 186 | 38.210 | 167 | 20.537 | 226 | 233 |
| 5 | 1:28.770 | 28.432 | 187 | 39.251 | 160 | 21.087 | 225 | 235 | 25 | 1:26.160 | 27.571 | 186 | 38.129 | 168 | 20.460 | 226 | 233 |
| 6 | 1:28.608 | 28.131 | 186 | 39.387 | 152 | 21.090 | 225 | 234 | 26 | 1:26.122 | 27.619 | 185 | 38.065 | 169 | 20.438 | 225 | 233 |
| 7 | 1:28.540 | 28.172 | 185 | 39.310 | 156 | 21.058 | 224 | 234 | 27 | 1:26.337 | 27.588 | 184 | 38.194 | 168 | 20.555 | 226 | 234 |
| 8 | 1:28.171 | 27.951 | 187 | 39.351 | 154 | 20.869 | 225 | 234 | 28 | 1:26.588 | 27.786 | 185 | 38.264 | 170 | 20.538 | 226 | 234 |
| 9 | 1:28.231 | 28.015 | 186 | 39.272 | 157 | 20.944 | 225 | 233 | 29 | 1:26.467 | 27.689 | 185 | 38.362 | 167 | **20.416** | **226** | 234 |
| 10 | 1:28.268 | 28.245 | 187 | 38.979 | 164 | 21.044 | 225 | 234 | 30 | 1:26.545 | 27.734 | 186 | 38.300 | 168 | 20.511 | 225 | **235** |
| 11 | 1:28.094 | 28.042 | 187 | 39.035 | 155 | 21.017 | 226 | 234 | 31 | 1:26.364 | 27.570 | 188 | 38.154 | 168 | 20.640 | 225 | 234 |
| 12 | 1:27.986 | 28.277 | 183 | 38.778 | 161 | 20.931 | 225 | 234 | 32 | 1:26.616 | 27.654 | 186 | 38.537 | 168 | 20.425 | 226 | 234 |
| 13 | 1:27.698 | 28.087 | 185 | 38.788 | 159 | 20.823 | 226 | 234 | 33 | 1:27.757 | 27.794 | 187 | 39.273 | 167 | 20.690 | 224 | 234 |
| 14 | 1:27.792 | 28.153 | 187 | 38.778 | 160 | 20.861 | 226 | 234 | 34 | 1:26.777 | 27.796 | 186 | 38.372 | 170 | 20.609 | 224 | 234 |
| 15 | 1:27.722 | 28.111 | 184 | 38.673 | 164 | 20.938 | 224 | 235 | 35 | 1:26.792 | 27.662 | 186 | 38.583 | 166 | 20.547 | 225 | 235 |

STEWARDS
LOG NR 42f

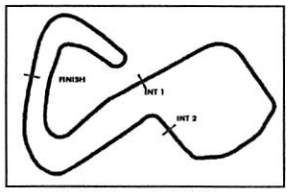


# Blancpain GT Series Sprint Cup

## Sector List Race 1

Provisional

BLANCPAIN GT SERIES
BRANDS HATCH 2018

Brands Hatch, Length: 3916m
Air temperature: 25.35°C
Track temperature: 37.6°C
Weather condition: Dry

Sunday, May 6, 2018 12:00:00

| Lap | Time | SE1 | SP1 | SE2 | SP2 | SE3 | SP3 | TSP | Lap | Time | SE1 | SP1 | SE2 | SP2 | SE3 | SP3 | TSP |
|---|---|---|---|---|---|---|---|---|---|---|---|---|---|---|---|---|---|
| 16 | 1:27.965 | 28.376 | 186 | 38.765 | 160 | 20.824 | 225 | 233 | 36 | 1:26.659 | 27.765 | 188 | 38.191 | 170 | 20.703 | 225 | 235 |
| 17 | 1:28.640 | 28.293 | 186 | 39.148 | 154 | 21.199 | 224 | 232 | 37 | 1:27.094 | 27.757 | 186 | 38.562 | 164 | 20.775 | 226 | 235 |
| 18 | 2:17.975 | 28.296 | 186 | 39.117 | 162 | 1:10.562 | | 233 | 38 | 1:27.328 | 27.848 | 186 | 38.704 | 161 | 20.776 | 226 | 235 |
| 19 | 1:31.037 | 31.928 | 187 | 38.482 | 166 | 20.627 | 226 | 232 | 39 | 1:27.526 | 27.898 | 185 | 38.832 | 159 | 20.796 | 226 | 235 |
| 20 | 1:25.864 | 27.465 | 187 | 37.976 | 162 | 20.423 | 226 | 234 | 40 | 1:27.609 | 28.097 | 187 | 38.646 | 158 | 20.866 | 211 | 235 |

**35** Atoev, RUS / Korneev, RUS — **theoretical besttime: 1:25.587**

| Lap | Time | SE1 | SP1 | SE2 | SP2 | SE3 | SP3 | TSP | Lap | Time | SE1 | SP1 | SE2 | SP2 | SE3 | SP3 | TSP |
|---|---|---|---|---|---|---|---|---|---|---|---|---|---|---|---|---|---|
| 1 | 5:59.641 | 4:49.097 | 78 | 48.952 | 159 | 21.592 | 219 | 198 | 21 | 1:26.567 | 27.498 | 187 | 38.476 | 173 | **20.593** | **224** | 229 |
| 2 | 1:29.588 | 28.331 | 180 | 39.995 | 171 | 21.262 | 222 | 226 | 22 | 1:26.351 | 27.387 | 186 | 38.261 | 177 | 20.703 | 223 | 230 |
| 3 | 1:28.539 | 27.634 | 185 | 39.579 | 162 | 21.326 | 222 | 228 | 23 | 1:25.974 | 27.212 | 188 | 38.147 | 175 | 20.615 | 223 | 230 |
| 4 | 1:27.417 | **27.136** | 186 | 39.136 | 169 | 21.145 | 222 | 228 | 24 | 1:26.391 | 27.273 | 187 | 38.396 | 174 | 20.722 | 224 | 229 |
| 5 | 1:26.712 | 27.170 | 186 | 38.693 | 171 | 20.849 | 222 | 228 | 25 | 1:26.391 | 27.407 | 186 | 38.285 | 172 | 20.699 | 224 | 230 |
| 6 | 1:27.479 | 27.233 | 186 | 39.228 | 169 | 21.018 | 221 | 227 | 26 | 1:26.385 | 27.410 | 186 | 38.265 | 178 | 20.710 | 224 | 230 |
| 7 | 1:26.725 | 27.226 | 186 | 38.601 | 171 | 20.898 | 221 | 227 | 27 | 1:26.699 | 27.428 | 186 | 38.509 | 174 | 20.762 | 221 | 230 |
| 8 | 1:26.807 | 27.210 | 186 | 38.729 | 174 | 20.868 | 221 | 228 | 28 | 1:26.383 | 27.353 | 187 | 38.324 | 175 | 20.706 | 222 | 230 |
| 9 | 1:27.208 | 27.413 | 184 | 38.904 | 169 | 20.891 | 223 | 228 | 29 | 1:26.322 | 27.464 | 187 | 38.142 | 178 | 20.716 | 224 | **231** |
| 10 | 1:26.907 | 27.481 | 185 | 38.644 | 171 | 20.782 | 222 | 228 | 30 | 1:26.015 | 27.194 | 188 | 38.021 | 172 | 20.800 | 222 | 230 |
| 11 | 1:27.322 | 27.679 | 186 | 38.726 | 171 | 20.917 | 221 | 229 | 31 | 1:26.078 | 27.325 | 187 | 38.006 | 173 | 20.747 | 222 | 230 |
| 12 | 1:26.678 | 27.353 | 185 | 38.461 | 173 | 20.864 | 223 | 229 | 32 | 1:26.182 | 27.227 | 189 | 38.259 | 174 | 20.696 | 222 | 230 |
| 13 | 1:26.334 | 27.287 | 185 | 38.257 | 171 | 20.790 | 223 | 229 | 33 | 1:26.311 | 27.381 | 188 | 38.196 | 173 | 20.734 | 223 | 231 |
| 14 | 1:26.998 | 27.663 | 186 | 38.493 | 173 | 20.842 | 222 | 229 | 34 | **1:25.807** | 27.283 | 188 | **37.858** | **176** | 20.666 | 221 | 231 |
| 15 | 1:27.444 | 27.548 | 185 | 38.827 | 175 | 21.069 | 220 | 228 | 35 | 1:26.738 | 27.353 | 187 | 38.452 | 177 | 20.933 | 222 | 230 |
| 16 | 1:27.066 | 27.595 | 186 | 38.584 | 170 | 20.887 | 223 | 228 | 36 | 1:26.508 | 27.318 | 188 | 38.415 | 174 | 20.775 | 223 | 230 |
| 17 | 2:14.976 | 27.718 | 184 | 38.433 | 170 | 1:08.825 | | 229 | 37 | 1:27.225 | 27.481 | 187 | 38.799 | 169 | 20.945 | 223 | 230 |
| 18 | 1:35.324 | 34.457 | 185 | 39.867 | 159 | 21.000 | **224** | 227 | 38 | 1:27.248 | 27.693 | 186 | 38.644 | 167 | 20.911 | 222 | 230 |
| 19 | 1:27.607 | 27.860 | 184 | 38.857 | 164 | 20.890 | 223 | 229 | 39 | 1:26.906 | 27.580 | 187 | 38.500 | 171 | 20.826 | 224 | 231 |
| 20 | 1:27.023 | 27.414 | 187 | 38.800 | 172 | 20.809 | 221 | 229 | | | | | | | | | |

**37** Watson, GBR / Moraes, BRA — **theoretical besttime: 1:26.022**

| Lap | Time | SE1 | SP1 | SE2 | SP2 | SE3 | SP3 | TSP | Lap | Time | SE1 | SP1 | SE2 | SP2 | SE3 | SP3 | TSP |
|---|---|---|---|---|---|---|---|---|---|---|---|---|---|---|---|---|---|
| 1 | 1:46.558 | 35.578 | 183 | 39.415 | 153 | 31.565 | 112 | 233 | 21 | **1:26.280** | **27.495** | **185** | 38.174 | 171 | 20.611 | 224 | 232 |
| 2 | 2:27.097 | 45.769 | 95 | 1:07.267 | 93 | 34.061 | 121 | 125 | 22 | 1:26.366 | 27.538 | 184 | 38.311 | 172 | 20.517 | 225 | 234 |
| 3 | 2:38.348 | 52.901 | 113 | 1:14.510 | 78 | 30.937 | 227 | 91 | 23 | 1:26.467 | 27.543 | 186 | 38.114 | 170 | 20.810 | 227 | 233 |
| 4 | 1:28.093 | 28.307 | 183 | 39.145 | 144 | 20.641 | **230** | 234 | 24 | 1:27.030 | 27.674 | 183 | 38.674 | 168 | 20.682 | 228 | 231 |
| 5 | 1:27.330 | 28.201 | 184 | 38.470 | 163 | 20.659 | 227 | 234 | 25 | 1:26.600 | 27.629 | 182 | 38.326 | 170 | 20.645 | 225 | 233 |
| 6 | 1:26.848 | 27.706 | 186 | 38.591 | 164 | 20.551 | 228 | 235 | 26 | 1:26.886 | 27.810 | 185 | 38.420 | 169 | 20.656 | 226 | 234 |
| 7 | 1:26.873 | 27.969 | 183 | 38.385 | 169 | 20.519 | 228 | 233 | 27 | 1:26.753 | 27.883 | 179 | **38.106** | **174** | 20.764 | 226 | 233 |
| 8 | 1:27.396 | 27.893 | 184 | 38.499 | 175 | 21.004 | 226 | **235** | 28 | 1:27.413 | 28.181 | 185 | 38.300 | 173 | 20.932 | 226 | 234 |
| 9 | 1:26.684 | 27.654 | 185 | 38.331 | 169 | 20.699 | 224 | 233 | 29 | 1:27.252 | 27.904 | 184 | 38.614 | 171 | 20.734 | 225 | 232 |
| 10 | 1:26.698 | 27.791 | 185 | 38.195 | 171 | 20.712 | 224 | 233 | 30 | 1:26.848 | 27.819 | 186 | 38.349 | 167 | 20.680 | 225 | 233 |
| 11 | 1:26.700 | 27.866 | 179 | 38.339 | 167 | 20.495 | 226 | 232 | 31 | 1:27.389 | 27.927 | 184 | 38.399 | 175 | 21.063 | 225 | 234 |
| 12 | 1:26.748 | 27.843 | 184 | 38.380 | 166 | 20.525 | 225 | 233 | 32 | 1:27.212 | 27.910 | 183 | 38.478 | 170 | 20.824 | 225 | 233 |
| 13 | 1:26.716 | 27.804 | 182 | 38.271 | 171 | 20.641 | 226 | 234 | 33 | 1:26.962 | 27.945 | 187 | 38.454 | 169 | 20.563 | 223 | 233 |
| 14 | 1:26.973 | 27.857 | 184 | 38.427 | 172 | 20.689 | 225 | 233 | 34 | 1:27.282 | 27.770 | 184 | 38.687 | 170 | 20.825 | 224 | 232 |
| 15 | 1:27.253 | 27.770 | 185 | 38.517 | 170 | 20.966 | 225 | 233 | 35 | 1:27.396 | 28.164 | 184 | 38.496 | 168 | 20.736 | 224 | 232 |
| 16 | 2:26.625 | 28.303 | 182 | 40.577 | 162 | 1:17.745 | | 232 | 36 | 1:27.795 | 28.266 | 185 | 38.710 | 174 | 20.819 | 226 | 235 |
| 17 | 1:31.515 | 32.254 | 181 | 38.840 | 165 | **20.421** | 226 | 231 | 37 | 1:27.408 | 28.003 | 187 | 38.537 | 171 | 20.868 | 222 | 233 |
| 18 | 1:26.899 | 27.830 | 185 | 38.534 | 170 | 20.535 | 228 | 232 | 38 | 1:27.421 | 28.038 | 186 | 38.645 | 171 | 20.738 | 226 | 232 |
| 19 | 1:26.492 | 27.605 | 186 | 38.404 | 170 | 20.483 | 225 | 231 | 39 | 1:27.735 | 28.215 | 184 | 38.671 | 170 | 20.849 | 226 | 233 |
| 20 | 1:26.330 | 27.618 | 183 | 38.149 | 173 | 20.563 | 224 | 234 | 40 | 1:27.593 | 28.045 | 185 | 38.765 | 165 | 20.783 | 225 | 234 |

**39** Bhirombhakdi, THA / Van Dam, NLD — **theoretical besttime: 1:25.517**

| Lap | Time | SE1 | SP1 | SE2 | SP2 | SE3 | SP3 | TSP | Lap | Time | SE1 | SP1 | SE2 | SP2 | SE3 | SP3 | TSP |
|---|---|---|---|---|---|---|---|---|---|---|---|---|---|---|---|---|---|
| 1 | 1:48.409 | 36.885 | 177 | 39.988 | 159 | 31.536 | 108 | 229 | 21 | 1:26.076 | 27.397 | 186 | 38.275 | 175 | 20.404 | 222 | 230 |
| 2 | 2:29.319 | 46.648 | 133 | 1:07.419 | 84 | 35.252 | 120 | 108 | 22 | 1:26.048 | 27.436 | 184 | 38.171 | 169 | 20.441 | 223 | **233** |
| 3 | 2:36.883 | 51.657 | 93 | 1:14.262 | 76 | 30.964 | 222 | 108 | 23 | 1:25.916 | 27.396 | 185 | 38.055 | 176 | 20.465 | 223 | 232 |
| 4 | 1:29.506 | 29.536 | 183 | 39.184 | 168 | 20.786 | 223 | 232 | 24 | **1:25.651** | 27.327 | 187 | 37.973 | 174 | **20.351** | **222** | 232 |
| 5 | 1:27.756 | 27.719 | 185 | 38.970 | 169 | 21.067 | 224 | 232 | 25 | 1:25.802 | 27.255 | 187 | **37.932** | **174** | 20.615 | 224 | 233 |
| 6 | 1:28.150 | 27.929 | 184 | 39.338 | 162 | 20.883 | 222 | 231 | 26 | 1:26.051 | 27.455 | 186 | 38.093 | 174 | 20.503 | 225 | 231 |
| 7 | 1:28.278 | 28.028 | 185 | 39.255 | 165 | 20.995 | 222 | 231 | 27 | 1:26.304 | 27.438 | 186 | 38.306 | 173 | 20.560 | 225 | 232 |
| 8 | 1:28.000 | 27.870 | 186 | 39.233 | 165 | 20.897 | 221 | 231 | 28 | 1:26.316 | 27.486 | 187 | 38.319 | 169 | 20.511 | 225 | 232 |
| 9 | 1:27.838 | 27.830 | 185 | 39.036 | 168 | 20.972 | 223 | 232 | 29 | 1:26.533 | 27.582 | 187 | 38.351 | 171 | 20.600 | 224 | 233 |
| 10 | 1:27.926 | 27.982 | 184 | 39.072 | 168 | 20.872 | 223 | 232 | 30 | 1:26.825 | 27.634 | 187 | 38.465 | 172 | 20.726 | 225 | 233 |
| 11 | 1:28.007 | 27.913 | 184 | 39.309 | 167 | 20.785 | 223 | 231 | 31 | 1:26.676 | 27.541 | 186 | 38.391 | 167 | 20.744 | 221 | 231 |
| 12 | 1:27.684 | 27.865 | 186 | 38.985 | 167 | 20.834 | 222 | 232 | 32 | 1:26.555 | 27.479 | 187 | 38.472 | 170 | 20.604 | 225 | 229 |
| 13 | 1:28.171 | 27.888 | **187** | 39.307 | 161 | 20.976 | 223 | 231 | 33 | 1:26.447 | 27.626 | 187 | 38.271 | 171 | 20.550 | 224 | 232 |

STEWARDS
LOG NR 429

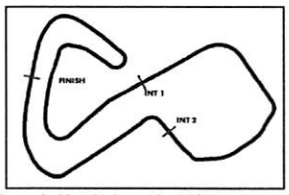


# Blancpain GT Series Sprint Cup

## Sector List Race 1

Provisional

BLANCPAIN GT SERIES
BRANDS HATCH 2018

Brands Hatch, Length: 3916m
Air temperature: 25.35°C
Track temperature: 37.6°C
Weather condition: Dry

Sunday, May 6, 2018 12:00:00

| Lap | Time | SE1 | SP1 | SE2 | SP2 | SE3 | SP3 | TSP | Lap | Time | SE1 | SP1 | SE2 | SP2 | SE3 | SP3 | TSP |
|---|---|---|---|---|---|---|---|---|---|---|---|---|---|---|---|---|---|
| 14 | 1:28.029 | 28.066 | 184 | 39.036 | 166 | 20.927 | 220 | 230 | 34 | 1:26.461 | 27.578 | 187 | 38.236 | 169 | 20.647 | 223 | 231 |
| 15 | 1:27.800 | 27.830 | 186 | 39.022 | 166 | 20.948 | 223 | 232 | 35 | 1:26.843 | 27.605 | 187 | 38.525 | 167 | 20.713 | 221 | 231 |
| 16 | 2:08.367 | 27.848 | 186 | 39.092 | 171 | 1:01.427 | | 231 | 36 | 1:26.395 | 27.520 | 187 | 38.205 | 170 | 20.670 | 225 | 231 |
| 17 | 1:32.094 | 32.374 | 185 | 39.040 | 170 | 20.680 | 222 | 230 | 37 | 1:26.343 | 27.451 | 187 | 38.199 | 170 | 20.693 | 220 | 231 |
| 18 | 1:26.204 | 27.335 | 186 | 38.324 | 170 | 20.545 | 223 | 232 | 38 | 1:26.527 | 27.439 | 187 | 38.316 | 167 | 20.772 | 222 | 231 |
| 19 | 1:25.777 | **27.234** | 187 | 38.164 | 172 | 20.379 | 222 | 231 | 39 | 1:27.794 | 27.666 | 186 | 39.154 | 166 | 20.974 | 224 | 232 |
| 20 | 1:25.932 | 27.426 | 186 | 38.049 | 173 | 20.457 | 221 | 229 | 40 | 1:28.604 | 28.007 | 185 | 39.282 | 161 | 21.315 | 196 | 230 |

**55** Schothorst, NLD / Kaffer, DEU — **theoretical besttime: 1:25.600**

| | | | | | | | | | | | | | | | | | |
|---|---|---|---|---|---|---|---|---|---|---|---|---|---|---|---|---|---|
| 1 | 1:41.794 | 33.482 | 177 | 39.296 | 145 | 29.016 | 126 | 231 | 21 | 1:26.071 | 27.400 | 184 | 38.123 | 167 | 20.548 | 223 | 231 |
| 2 | 2:26.350 | 45.423 | 91 | 1:06.835 | 80 | 34.092 | 108 | 110 | 22 | 1:26.405 | 27.573 | 184 | 38.355 | 173 | 20.477 | 225 | 231 |
| 3 | 2:41.787 | 52.412 | 96 | 1:16.056 | 113 | 33.319 | 224 | 99 | 23 | 1:26.340 | 27.368 | 185 | 38.423 | 172 | 20.549 | 225 | 231 |
| 4 | 1:27.909 | 28.188 | 184 | 39.001 | 172 | 20.720 | 223 | 232 | 24 | 1:25.889 | **27.324** | **185** | 38.083 | 173 | 20.482 | 224 | 232 |
| 5 | 1:26.604 | 27.668 | 179 | 38.353 | 177 | 20.583 | 222 | 231 | 25 | 1:25.990 | 27.418 | 185 | 37.931 | 175 | 20.641 | 223 | 232 |
| 6 | 1:26.131 | 27.435 | 184 | 38.198 | 173 | 20.498 | 224 | 231 | 26 | 1:25.905 | 27.347 | 186 | 38.028 | 172 | 20.530 | 225 | 233 |
| 7 | 1:26.438 | 27.501 | 184 | 38.321 | 175 | 20.616 | 223 | 232 | 27 | 1:26.505 | 27.440 | 185 | 38.365 | 170 | 20.700 | 222 | 231 |
| 8 | 1:26.272 | 27.425 | 183 | 38.230 | 175 | 20.617 | 221 | 231 | 28 | 1:26.113 | 27.534 | 185 | 38.044 | 171 | 20.535 | 223 | 232 |
| 9 | 1:26.041 | 27.399 | 183 | 38.210 | 176 | 20.432 | 221 | 230 | 29 | 1:26.195 | 27.505 | 185 | 38.087 | 167 | 20.603 | 224 | 232 |
| 10 | 1:26.073 | 27.342 | 185 | 38.251 | 175 | 20.480 | 223 | 231 | 30 | 1:25.974 | 27.594 | 185 | 37.958 | 176 | 20.422 | 223 | **233** |
| 11 | 1:26.006 | 27.367 | 184 | 38.164 | 173 | 20.475 | 221 | 231 | 31 | 1:26.184 | 27.587 | 185 | 37.963 | 174 | 20.634 | 225 | 233 |
| 12 | 1:26.561 | 27.612 | 181 | 38.424 | 175 | 20.525 | 221 | 231 | 32 | 1:26.310 | 27.578 | 186 | **37.877** | **177** | 20.855 | 225 | 233 |
| 13 | **1:25.805** | 27.455 | 183 | 37.951 | 175 | **20.399** | 222 | 231 | 33 | 1:26.208 | 27.645 | 187 | 38.060 | 168 | 20.503 | 223 | 231 |
| 14 | 1:26.169 | 27.454 | 183 | 38.188 | **178** | 20.527 | 222 | 230 | 34 | 1:26.132 | 27.621 | 186 | 37.901 | 170 | 20.610 | 223 | 232 |
| 15 | 1:25.887 | 27.374 | 185 | 38.020 | 175 | 20.493 | 222 | 231 | 35 | 1:26.024 | 27.533 | 186 | 37.926 | 175 | 20.565 | 225 | 233 |
| 16 | 1:26.161 | 27.447 | 183 | 38.127 | 177 | 20.587 | 223 | 231 | 36 | 1:26.605 | 27.479 | 187 | 38.211 | 175 | 20.915 | 224 | 233 |
| 17 | 1:26.346 | 27.543 | 184 | 38.140 | 176 | 20.663 | 221 | 231 | 37 | 1:26.498 | 27.738 | 186 | 38.174 | 166 | 20.586 | 224 | 232 |
| 18 | 1:26.191 | 27.454 | 183 | 38.193 | 175 | 20.544 | 221 | 230 | 38 | 1:26.955 | 27.526 | 185 | 38.492 | 166 | 20.937 | 223 | 233 |
| 19 | 2:07.904 | 27.544 | 183 | 38.142 | 173 | 1:02.218 | | 230 | 39 | 1:26.877 | 27.608 | 185 | 38.584 | 164 | 20.685 | 223 | 233 |
| 20 | 1:32.365 | 32.712 | 183 | 38.984 | 167 | 20.669 | 223 | 230 | 40 | 1:29.301 | 27.479 | 186 | 39.664 | 145 | 22.158 | 221 | 232 |

**63** Engelhart, DEU / Bortolotti, ITA — **theoretical besttime: 1:25.500**

| | | | | | | | | | | | | | | | | | |
|---|---|---|---|---|---|---|---|---|---|---|---|---|---|---|---|---|---|
| 1 | 1:49.574 | 38.134 | 154 | 39.702 | 159 | 31.738 | 109 | 224 | 21 | 1:26.264 | 27.587 | 185 | 38.182 | 174 | 20.495 | 225 | 232 |
| 2 | 2:30.891 | 47.748 | 109 | 1:07.389 | 70 | 35.754 | 137 | 127 | 22 | 1:26.029 | 27.446 | 186 | 38.102 | 175 | 20.481 | 226 | 232 |
| 3 | 2:35.161 | 51.783 | 100 | 1:13.521 | 68 | 29.857 | 221 | 142 | 23 | 1:26.231 | 27.471 | 185 | 38.204 | 173 | 20.556 | 223 | 229 |
| 4 | 1:27.159 | 28.030 | 184 | 38.352 | 173 | 20.777 | 225 | 231 | 24 | 1:26.011 | 27.506 | 182 | 37.919 | 169 | 20.586 | 224 | 233 |
| 5 | 1:27.456 | 27.696 | 185 | 39.154 | 173 | 20.606 | 225 | 230 | 25 | 1:26.208 | 27.538 | 185 | 38.098 | 173 | 20.572 | 225 | 233 |
| 6 | 1:26.205 | 27.398 | 184 | 38.219 | 170 | 20.588 | 223 | 232 | 26 | 1:26.381 | 27.694 | 185 | 38.086 | 172 | 20.601 | 227 | 233 |
| 7 | 1:27.136 | 27.695 | 184 | 38.651 | 171 | 20.790 | 223 | 230 | 27 | 1:26.526 | 27.623 | 184 | 38.296 | 169 | 20.607 | 225 | 232 |
| 8 | 1:27.026 | 27.737 | 183 | 38.526 | 172 | 20.763 | 224 | 232 | 28 | 1:26.347 | 27.522 | 184 | 38.307 | 170 | 20.518 | 225 | 233 |
| 9 | 1:26.960 | 28.045 | 183 | 38.284 | 173 | 20.631 | 222 | 231 | 29 | 1:26.405 | 27.620 | 185 | 38.223 | 170 | 20.562 | 226 | **234** |
| 10 | 1:26.225 | 27.733 | 184 | 37.999 | 171 | 20.493 | 226 | 230 | 30 | 1:25.943 | 27.559 | 183 | 37.919 | 171 | 20.465 | 225 | 233 |
| 11 | 1:25.862 | 27.315 | 185 | 38.072 | 169 | 20.475 | 225 | 232 | 31 | 1:26.046 | 27.538 | 186 | 37.967 | 171 | 20.541 | 225 | 233 |
| 12 | 1:26.253 | 27.391 | 184 | 38.298 | 173 | 20.564 | 223 | 232 | 32 | 1:26.051 | 27.541 | 187 | 37.916 | 167 | 20.594 | 226 | 232 |
| 13 | 1:26.747 | 27.607 | 183 | 38.473 | 171 | 20.667 | 225 | 230 | 33 | 1:27.268 | 27.857 | 186 | 38.565 | 168 | 20.846 | 223 | 232 |
| 14 | 1:27.010 | 27.724 | 183 | 38.542 | 171 | 20.744 | 224 | 232 | 34 | 1:26.806 | 27.747 | 186 | 38.328 | 174 | 20.731 | 225 | 233 |
| 15 | 1:26.904 | 27.559 | 184 | 38.517 | 168 | 20.828 | 224 | 232 | 35 | 1:27.009 | 27.992 | 185 | 38.304 | 170 | 20.713 | 225 | 232 |
| 16 | 2:09.311 | 28.211 | 183 | 39.989 | 171 | 1:01.111 | | 229 | 36 | 1:26.738 | 27.854 | 186 | 38.242 | 172 | 20.642 | 225 | 231 |
| 17 | 1:29.878 | 31.431 | 185 | 37.881 | 170 | 20.566 | 224 | 231 | 37 | 1:26.571 | 27.789 | 186 | 38.113 | 171 | 20.669 | 225 | 231 |
| 18 | **1:25.507** | 27.267 | 183 | **37.829** | 174 | **20.411** | 227 | 229 | 38 | 1:26.971 | 27.743 | 186 | 38.475 | 171 | 20.753 | 225 | 232 |
| 19 | 1:26.013 | **27.260** | 184 | 38.182 | 173 | 20.571 | 226 | 232 | 39 | 1:27.126 | 27.730 | 183 | 38.617 | 168 | 20.779 | 223 | 232 |
| 20 | 1:26.190 | 27.557 | 185 | 38.056 | 174 | 20.577 | 225 | 233 | 40 | 1:26.968 | 27.805 | 185 | 38.360 | 173 | 20.803 | 225 | 233 |

**66** Schothorst, NLD / van der Linde, ZAF — **theoretical besttime: 1:25.062**

| | | | | | | | | | | | | | | | | | |
|---|---|---|---|---|---|---|---|---|---|---|---|---|---|---|---|---|---|
| 1 | 1:38.992 | 32.244 | 183 | 38.630 | 166 | 28.118 | 132 | 229 | 21 | 1:25.229 | 27.160 | 185 | 37.735 | 177 | 20.334 | 225 | 231 |
| 2 | 2:26.226 | 45.118 | 108 | 1:06.498 | 89 | 34.610 | 105 | 88 | 22 | 1:25.391 | 27.202 | 187 | 37.765 | 179 | 20.424 | 223 | 231 |
| 3 | 2:43.040 | 51.633 | 96 | 1:17.074 | 83 | 34.333 | 222 | 87 | 23 | 1:25.478 | 27.293 | 186 | 37.806 | 177 | 20.379 | 225 | 231 |
| 4 | 1:26.727 | 27.683 | 183 | 38.484 | 171 | 20.560 | 222 | 230 | 24 | 1:25.442 | 27.218 | 185 | 37.791 | 178 | 20.433 | 225 | 232 |
| 5 | 1:25.968 | 27.245 | 184 | 38.213 | 174 | 20.510 | 223 | 231 | 25 | 1:25.779 | 27.283 | 185 | 37.920 | 176 | 20.576 | 225 | 232 |
| 6 | 1:25.468 | 27.130 | 186 | 37.892 | 171 | 20.446 | 221 | 231 | 26 | 1:26.064 | 27.427 | 186 | 38.140 | 175 | 20.497 | 224 | 231 |
| 7 | 1:25.928 | 27.181 | 185 | 38.202 | 171 | 20.545 | 223 | 230 | 27 | 1:26.012 | 27.412 | 186 | 38.162 | 176 | 20.438 | 226 | 231 |
| 8 | 1:25.597 | 27.189 | 186 | 37.952 | 177 | 20.456 | 222 | 230 | 28 | 1:26.161 | 27.630 | 184 | 38.012 | 177 | 20.519 | 225 | 230 |
| 9 | 1:25.566 | 27.132 | 186 | 37.937 | 174 | 20.497 | 221 | 229 | 29 | 1:26.106 | 27.496 | 186 | 38.088 | 175 | 20.522 | 225 | 232 |
| 10 | 1:25.727 | 27.328 | 186 | 37.973 | 176 | 20.426 | 224 | 230 | 30 | 1:26.033 | 27.519 | 186 | 38.000 | 173 | 20.514 | 225 | **233** |
| 11 | 1:25.735 | 27.214 | 185 | 38.054 | 175 | 20.467 | 223 | 230 | 31 | 1:26.450 | 27.636 | 185 | 38.137 | 174 | 20.677 | 222 | 232 |

STEWARDS
LOG NR 42 h

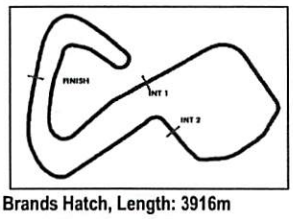


# Blancpain GT Series Sprint Cup

## Sector List Race 1

Provisional

BLANCPAIN GT SERIES
BRANDS HATCH 2018

Brands Hatch, Length: 3916m
Air temperature: 25.35°C
Track temperature: 37.6°C
Weather condition: Dry

Sunday, May 6, 2018 12:00:00

| Lap | Time | SE1 | SP1 | SE2 | SP2 | SE3 | SP3 | TSP | Lap | Time | SE1 | SP1 | SE2 | SP2 | SE3 | SP3 | TSP |
|---|---|---|---|---|---|---|---|---|---|---|---|---|---|---|---|---|---|
| 12 | 1:25.734 | 27.235 | 184 | 38.018 | 173 | 20.481 | 222 | 230 | 32 | 1:26.245 | 27.534 | 186 | 38.190 | 176 | 20.521 | 224 | 231 |
| 13 | 1:25.754 | 27.257 | 185 | 38.048 | 174 | 20.449 | 223 | 231 | 33 | 1:26.239 | 27.601 | 185 | 38.114 | 174 | 20.524 | 222 | 232 |
| 14 | 1:25.698 | 27.262 | 184 | 37.979 | 174 | 20.457 | 225 | 230 | 34 | 1:26.214 | 27.571 | 187 | 38.163 | 175 | 20.480 | 223 | 231 |
| 15 | 1:26.040 | 27.186 | 185 | 38.155 | 164 | 20.699 | 221 | 230 | 35 | 1:26.239 | 27.590 | 186 | 38.025 | 174 | 20.624 | 223 | 232 |
| 16 | 1:26.056 | 27.300 | 185 | 38.271 | 172 | 20.485 | 223 | 230 | 36 | 1:26.142 | 27.481 | 187 | 38.084 | 174 | 20.577 | 224 | 231 |
| 17 | 2:08.219 | 27.289 | 186 | 38.176 | 174 | 1:02.754 | | 230 | 37 | 1:26.217 | 27.656 | 185 | 38.035 | 173 | 20.526 | 224 | 232 |
| 18 | 1:30.076 | 31.528 | 185 | 38.135 | 168 | 20.413 | 223 | 229 | 38 | 1:26.253 | 27.589 | 185 | 38.068 | 175 | 20.596 | 225 | 232 |
| 19 | **1:25.092** | **27.066** | 185 | **37.713** | 177 | 20.313 | 224 | 229 | 39 | 1:27.535 | 27.692 | 186 | 38.508 | 167 | 21.335 | 219 | 233 |
| 20 | 1:25.317 | 27.196 | 184 | 37.838 | 178 | **20.283** | 225 | 230 | 40 | 1:48.775 | 29.202 | 185 | 53.586 | 135 | 25.987 | 169 | 232 |

**82** Hezemans, NLD / Perera, FRA — **theoretical besttime: 1:25.473**

| | | | | | | | | | | | | | | | | | |
|---|---|---|---|---|---|---|---|---|---|---|---|---|---|---|---|---|---|
| 1 | 1:47.176 | 35.972 | 182 | 40.003 | 159 | 31.201 | 109 | 232 | 21 | 1:26.170 | 27.421 | 186 | 38.290 | 172 | 20.459 | 223 | 231 |
| 2 | 2:27.096 | 45.803 | 94 | 1:07.342 | 83 | 33.951 | 119 | 124 | 22 | 1:25.832 | 27.350 | 186 | **37.787** | **173** | 20.695 | 221 | 230 |
| 3 | 2:38.411 | 53.191 | 104 | 1:14.053 | 77 | 31.167 | 220 | 114 | 23 | 1:26.020 | 27.401 | 185 | 38.084 | 173 | 20.535 | 223 | 231 |
| 4 | 1:28.559 | 28.660 | 177 | 39.050 | 165 | 20.849 | 222 | 229 | 24 | 1:25.745 | 27.294 | 185 | 37.967 | 175 | 20.484 | 223 | 230 |
| 5 | 1:27.175 | 27.749 | 182 | 38.646 | 165 | 20.780 | 222 | 232 | 25 | **1:25.638** | **27.235** | **185** | 37.896 | 171 | 20.507 | 222 | 231 |
| 6 | 1:27.433 | 27.589 | 185 | 39.031 | 165 | 20.813 | 222 | 230 | 26 | 1:25.806 | 27.374 | 185 | 37.959 | 173 | 20.473 | 222 | 232 |
| 7 | 1:27.122 | 27.526 | 183 | 38.751 | 165 | 20.845 | 221 | 232 | 27 | 1:25.728 | 27.256 | 185 | 37.968 | 174 | 20.504 | 223 | 231 |
| 8 | 1:26.956 | 27.503 | 185 | 38.705 | 165 | 20.748 | 222 | 229 | 28 | 1:25.912 | 27.318 | 184 | 38.059 | 173 | 20.535 | 222 | 230 |
| 9 | 1:28.808 | 29.186 | 182 | 38.790 | 170 | 20.832 | 222 | 231 | 29 | 1:25.871 | 27.319 | 186 | 38.002 | 171 | 20.550 | 221 | 231 |
| 10 | 1:27.319 | 27.698 | 182 | 38.848 | 163 | 20.773 | 220 | 232 | 30 | 1:25.950 | 27.486 | 183 | 38.013 | 175 | **20.451** | **223** | 232 |
| 11 | 1:27.428 | 27.663 | 183 | 38.975 | 170 | 20.790 | 222 | 229 | 31 | 1:25.712 | 27.289 | 185 | 37.906 | 171 | 20.517 | 224 | 232 |
| 12 | 1:27.020 | 27.713 | 182 | 38.592 | 167 | 20.715 | 221 | 231 | 32 | 1:25.969 | 27.300 | 186 | 38.091 | 173 | 20.578 | 224 | 231 |
| 13 | 1:27.286 | 27.715 | 183 | 38.706 | 169 | 20.865 | 222 | 230 | 33 | 1:26.062 | 27.474 | 185 | 38.105 | 172 | 20.483 | 222 | 231 |
| 14 | 1:26.915 | 27.554 | 183 | 38.459 | 169 | 20.902 | 220 | 231 | 34 | 1:26.166 | 27.435 | 186 | 38.117 | 170 | 20.614 | 223 | 230 |
| 15 | 1:27.471 | 27.843 | 183 | 38.688 | 164 | 20.940 | 221 | 231 | 35 | 1:26.438 | 27.509 | 185 | 38.231 | 170 | 20.698 | 224 | 231 |
| 16 | 1:27.285 | 27.771 | 184 | 38.630 | 170 | 20.884 | 221 | 231 | 36 | 1:26.472 | 27.520 | 183 | 38.159 | 170 | 20.793 | 224 | 232 |
| 17 | 1:27.263 | 27.756 | 184 | 38.702 | 166 | 20.805 | 221 | 229 | 37 | 1:26.559 | 27.576 | 185 | 38.323 | 169 | 20.660 | 223 | 232 |
| 18 | 2:10.382 | 27.659 | 185 | 38.919 | 170 | 1:03.804 | | 231 | 38 | 1:26.810 | 27.685 | 184 | 38.365 | 169 | 20.760 | 224 | **233** |
| 19 | 1:31.995 | 32.300 | 186 | 38.998 | 169 | 20.697 | 222 | 227 | 39 | 1:26.707 | 27.593 | 186 | 38.316 | 169 | 20.798 | 224 | 232 |
| 20 | 1:25.887 | 27.332 | 185 | 37.925 | **176** | 20.630 | 223 | 230 | 40 | 1:27.283 | 27.804 | 185 | 38.653 | 168 | 20.826 | 223 | 232 |

**87** Jamin, FRA / Serralles, PUR — **theoretical besttime: 1:25.170**

| | | | | | | | | | | | | | | | | | |
|---|---|---|---|---|---|---|---|---|---|---|---|---|---|---|---|---|---|
| 1 | 1:44.755 | 34.586 | 180 | 39.226 | 148 | 30.943 | 105 | 229 | 21 | **1:25.214** | **27.121** | **186** | 37.795 | 173 | **20.298** | **222** | 229 |
| 2 | 2:26.476 | 45.114 | 93 | 1:07.030 | 100 | 34.332 | 112 | 110 | 22 | 1:25.669 | 27.304 | 186 | 37.859 | 174 | 20.506 | 223 | 230 |
| 3 | 2:39.816 | 52.508 | 87 | 1:14.905 | 84 | 32.403 | 221 | 97 | 23 | 1:26.172 | 27.452 | 186 | 38.211 | 170 | 20.509 | 224 | 229 |
| 4 | 1:28.006 | 28.084 | 181 | 39.042 | 161 | 20.880 | 222 | 231 | 24 | 1:26.236 | 27.538 | 187 | 38.087 | 171 | 20.611 | 223 | 230 |
| 5 | 1:27.024 | 27.925 | 186 | 38.421 | 166 | 20.678 | 223 | 230 | 25 | 1:25.909 | 27.470 | 185 | 37.873 | 171 | 20.566 | 223 | 230 |
| 6 | 1:26.442 | 27.503 | 186 | 38.399 | 171 | 20.540 | 223 | 230 | 26 | 1:25.862 | 27.469 | 186 | 37.876 | 174 | 20.517 | 224 | 231 |
| 7 | 1:26.595 | 27.577 | 186 | 38.418 | 171 | 20.600 | 223 | 230 | 27 | 1:26.362 | 27.491 | 186 | 38.261 | 169 | 20.610 | 223 | 231 |
| 8 | 1:26.508 | 27.551 | 185 | 38.347 | 166 | 20.610 | 223 | 231 | 28 | 1:26.031 | 27.676 | 186 | 37.947 | 171 | 20.408 | 224 | 231 |
| 9 | 1:26.449 | 27.498 | 187 | 38.409 | 173 | 20.542 | 222 | 230 | 29 | 1:26.372 | 27.741 | 187 | 37.982 | 174 | 20.649 | 224 | 231 |
| 10 | 1:26.398 | 27.600 | 184 | 38.162 | 171 | 20.636 | 223 | 230 | 30 | 1:26.097 | 27.609 | 187 | 38.071 | 175 | 20.417 | 223 | 231 |
| 11 | 1:26.321 | 27.529 | 186 | 38.204 | 171 | 20.588 | 224 | 230 | 31 | 1:26.089 | 27.471 | 187 | 38.001 | 178 | 20.617 | 223 | **232** |
| 12 | 1:26.798 | 27.783 | 184 | 38.408 | 175 | 20.607 | 223 | 230 | 32 | 1:25.985 | 27.541 | 188 | 38.033 | 175 | 20.411 | 225 | 230 |
| 13 | 1:26.388 | 27.496 | 186 | 38.228 | 171 | 20.664 | 223 | 230 | 33 | 1:26.530 | 28.058 | 187 | 37.949 | 175 | 20.523 | 223 | 231 |
| 14 | 1:26.319 | 27.581 | 183 | 38.207 | 175 | 20.531 | 223 | 230 | 34 | 1:26.157 | 27.560 | 187 | 37.978 | 174 | 20.619 | 223 | 231 |
| 15 | 1:26.490 | 27.569 | 186 | 38.268 | 171 | 20.653 | 223 | 230 | 35 | 1:25.912 | 27.555 | 187 | 38.016 | 175 | 20.341 | 224 | 231 |
| 16 | 1:26.722 | 27.671 | 185 | 38.313 | 170 | 20.738 | 222 | 229 | 36 | 1:26.500 | 27.741 | 188 | 37.968 | 171 | 20.791 | 222 | 231 |
| 17 | 1:26.057 | 27.481 | 186 | 38.016 | 175 | 20.560 | 222 | 228 | 37 | 1:26.648 | 27.894 | 187 | 38.163 | 173 | 20.591 | 223 | 232 |
| 18 | 2:06.196 | 27.531 | 186 | 38.200 | 174 | 1:00.465 | | 228 | 38 | 1:26.792 | 27.627 | 186 | 38.337 | 168 | 20.828 | 222 | 229 |
| 19 | 1:31.561 | 32.790 | 185 | 38.136 | 165 | 20.635 | 221 | 227 | 39 | 1:27.034 | 27.837 | 187 | 38.515 | 166 | 20.682 | 223 | 231 |
| 20 | 1:25.495 | 27.379 | 185 | **37.751** | 174 | 20.365 | 221 | 228 | 40 | 1:28.870 | 27.768 | 185 | 39.241 | 143 | 21.861 | 220 | 231 |

**88** Meadows, GBR / Marciello, ITA — **theoretical besttime: 1:24.924**

| | | | | | | | | | | | | | | | | | |
|---|---|---|---|---|---|---|---|---|---|---|---|---|---|---|---|---|---|
| 1 | 1:40.498 | 32.964 | 183 | 39.074 | 160 | 28.460 | 123 | 227 | 21 | 1:25.816 | 27.102 | 186 | 38.260 | 174 | 20.454 | 222 | 227 |
| 2 | 2:26.360 | 45.233 | 99 | 1:06.675 | 90 | 34.452 | 109 | 101 | 22 | 1:25.448 | 27.130 | 186 | 37.973 | 173 | 20.345 | 223 | 227 |
| 3 | 2:42.597 | 52.197 | 89 | 1:16.394 | 103 | 34.006 | 219 | 104 | 23 | **1:25.209** | **27.068** | **187** | 37.695 | 175 | 20.446 | 222 | 227 |
| 4 | 1:27.228 | 27.953 | 184 | 38.629 | 166 | 20.646 | 222 | 228 | 24 | 1:25.222 | 27.226 | 186 | **37.561** | **175** | 20.435 | 223 | 229 |
| 5 | 1:26.580 | 27.478 | 184 | 38.354 | 165 | 20.748 | 221 | 229 | 25 | 1:25.294 | 27.204 | 187 | 37.621 | 175 | 20.469 | 223 | 228 |
| 6 | 1:26.193 | 27.432 | 182 | 38.167 | 170 | 20.594 | 221 | 229 | 26 | 1:25.269 | 27.188 | 186 | 37.684 | 172 | 20.397 | 222 | 228 |
| 7 | 1:26.051 | 27.239 | 185 | 38.325 | 171 | 20.487 | 221 | 229 | 27 | 1:25.450 | 27.281 | 185 | 37.743 | 174 | 20.426 | 222 | 228 |
| 8 | 1:25.640 | 27.120 | 185 | 38.069 | 170 | 20.451 | 222 | 229 | 28 | 1:25.419 | 27.225 | 186 | 37.801 | 171 | 20.393 | 222 | 229 |
| 9 | 1:25.782 | 27.202 | 186 | 38.104 | 172 | 20.476 | 221 | 229 | 29 | 1:25.376 | 27.256 | 186 | 37.736 | 174 | 20.384 | 223 | 229 |

STEWARDS
LOG NR 42 i

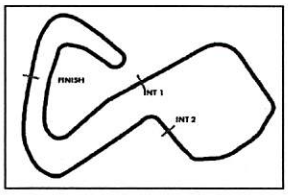


# Blancpain GT Series Sprint Cup

## Sector List Race 1

Provisional

BLANCPAIN GT SERIES
BRANDS HATCH 2018

Brands Hatch, Length: 3916m
Air temperature: 25.35°C
Track temperature: 37.6°C
Weather condition: Dry

Sunday, May 6, 2018 12:00:00

| Lap | Time | SE1 | SP1 | SE2 | SP2 | SE3 | SP3 | TSP | Lap | Time | SE1 | SP1 | SE2 | SP2 | SE3 | SP3 | TSP |
|---|---|---|---|---|---|---|---|---|---|---|---|---|---|---|---|---|---|
| 10 | 1:26.125 | 27.334 | 184 | 38.282 | 172 | 20.509 | 221 | 229 | 30 | 1:25.472 | 27.353 | 186 | 37.656 | 171 | 20.463 | 223 | 229 |
| 11 | 1:26.101 | 27.304 | 185 | 38.204 | 174 | 20.593 | 222 | 229 | 31 | 1:25.506 | 27.322 | 186 | 37.754 | 176 | 20.430 | 223 | 230 |
| 12 | 1:26.002 | 27.444 | 184 | 38.048 | 173 | 20.510 | 222 | 229 | 32 | 1:25.882 | 27.513 | 185 | 37.878 | 174 | 20.491 | 224 | 230 |
| 13 | 1:26.016 | 27.463 | 184 | 38.087 | 175 | 20.466 | 222 | 230 | 33 | 1:26.003 | 27.415 | 187 | 38.125 | 169 | 20.463 | 223 | 230 |
| 14 | 1:26.057 | 27.459 | 184 | 38.148 | 171 | 20.450 | 223 | 229 | 34 | 1:26.094 | 27.547 | 187 | 38.053 | 174 | 20.494 | 223 | 230 |
| 15 | 1:26.086 | 27.289 | 185 | 38.130 | 170 | 20.667 | 221 | 229 | 35 | 1:26.054 | 27.597 | | 38.023 | 169 | 20.434 | 224 | **231** |
| 16 | 2:09.357 | 27.574 | 185 | 38.670 | 166 | 1:03.113 | | 229 | 36 | 1:26.596 | 27.804 | 186 | 38.242 | 170 | 20.550 | 222 | 230 |
| 17 | 1:30.209 | 31.736 | 185 | 38.013 | 170 | 20.460 | 221 | 226 | 37 | 1:26.002 | 27.446 | 186 | 38.121 | 170 | 20.435 | 224 | 230 |
| 18 | 1:25.364 | 27.284 | 185 | 37.741 | 169 | 20.339 | 222 | 228 | 38 | 1:26.452 | 27.709 | 186 | 38.145 | 172 | 20.598 | 222 | 230 |
| 19 | 1:25.230 | 27.204 | 184 | 37.731 | 175 | **20.295** | 223 | 228 | 39 | 1:26.489 | 27.506 | 186 | 38.242 | 165 | 20.741 | 227 | 230 |
| 20 | 1:25.776 | 27.643 | 184 | 37.763 | 172 | 20.370 | 223 | 228 | 40 | 1:26.842 | 28.208 | 185 | 38.069 | 174 | 20.565 | 224 | 231 |

**90** Bastian, DEU / Manchester, GBR — **theoretical besttime: 1:25.573**

| | | | | | | | | | | | | | | | | | |
|---|---|---|---|---|---|---|---|---|---|---|---|---|---|---|---|---|---|
| 1 | 1:41.173 | 33.254 | 183 | 39.183 | 149 | 28.736 | 123 | 227 | 20 | 1:25.798 | 27.284 | 187 | 37.998 | 176 | 20.516 | 224 | 228 |
| 2 | 2:26.321 | 45.416 | 93 | 1:06.624 | 83 | 34.281 | 110 | 106 | 21 | 2:08.603 | 27.394 | 186 | 38.117 | 174 | 1:03.092 | | 229 |
| 3 | 2:42.237 | 52.295 | 96 | 1:16.115 | 107 | 33.827 | 219 | 118 | 22 | 1:32.526 | 32.864 | 183 | 38.826 | 172 | 20.836 | 220 | 227 |
| 4 | 1:27.364 | 27.985 | 184 | 38.687 | 172 | 20.692 | 222 | 228 | 23 | 1:26.458 | 27.580 | 183 | 38.291 | 174 | 20.587 | 223 | 228 |
| 5 | 1:26.462 | 27.379 | 185 | 38.373 | 170 | 20.710 | 223 | **230** | 24 | 1:26.139 | 27.453 | 184 | 38.005 | 177 | 20.681 | 222 | 229 |
| 6 | 1:26.462 | 27.480 | 186 | 38.425 | 175 | 20.557 | 222 | 230 | 25 | 1:26.116 | 27.370 | 185 | 38.098 | 172 | 20.648 | 222 | 229 |
| 7 | 1:26.064 | 27.293 | 186 | 38.268 | 173 | 20.503 | 223 | 230 | 26 | 1:25.992 | 27.398 | 184 | **37.981** | **174** | 20.613 | 222 | 229 |
| 8 | 1:26.029 | 27.304 | 185 | 38.179 | 174 | 20.546 | 221 | 230 | 27 | 1:26.184 | 27.440 | 183 | 38.170 | 172 | 20.574 | 222 | 229 |
| 9 | **1:25.693** | **27.164** | **187** | 38.054 | 174 | 20.475 | 222 | 230 | 28 | 1:26.001 | 27.395 | 185 | 38.020 | 176 | 20.586 | 222 | 229 |
| 10 | 1:25.968 | 27.324 | 186 | 38.126 | 176 | 20.518 | 223 | 230 | 29 | 1:26.437 | 27.478 | 185 | 38.276 | 175 | 20.683 | 222 | 229 |
| 11 | 1:26.090 | 27.372 | 185 | 38.145 | 176 | 20.573 | 223 | 230 | 30 | 1:26.190 | 27.494 | 184 | 38.146 | 175 | 20.550 | 221 | 229 |
| 12 | 1:26.248 | 27.469 | 186 | 38.205 | 173 | 20.574 | 223 | 230 | 31 | 1:26.183 | 27.486 | 183 | 37.992 | 173 | 20.705 | 221 | 230 |
| 13 | 1:25.943 | 27.400 | 185 | 38.048 | 178 | 20.495 | 223 | 230 | 32 | 1:26.197 | 27.357 | 186 | 38.219 | 174 | 20.621 | 222 | 229 |
| 14 | 1:26.137 | 27.442 | 185 | 38.235 | 174 | 20.460 | **224** | 230 | 33 | 1:26.216 | 27.383 | 185 | 38.100 | 173 | 20.733 | 219 | 229 |
| 15 | 1:26.056 | 27.345 | 186 | 38.093 | 175 | 20.618 | 221 | 230 | 34 | 1:26.158 | 27.434 | 185 | 38.132 | 177 | 20.592 | 222 | 229 |
| 16 | 1:26.552 | 27.438 | 185 | 38.347 | 171 | 20.767 | 220 | 230 | 35 | 1:26.647 | 27.452 | 185 | 38.497 | 176 | 20.698 | 221 | 228 |
| 17 | 1:26.086 | 27.450 | 186 | 38.048 | 172 | 20.588 | 222 | 229 | 36 | 1:26.232 | 27.448 | 186 | 38.140 | 172 | 20.644 | 221 | 229 |
| 18 | 1:25.899 | 27.382 | 187 | 38.089 | 175 | **20.428** | 224 | 229 | 37 | 1:26.446 | 27.490 | 185 | 38.241 | 173 | 20.715 | 221 | 229 |
| 19 | 1:25.853 | 27.345 | 185 | 37.987 | **178** | 20.521 | 223 | 228 | 38 | | 27.666 | 185 | | | | | 229 |

**114** Siedler, AUT / Ortelli, MCO — **theoretical besttime: 1:25.317**

| | | | | | | | | | | | | | | | | | |
|---|---|---|---|---|---|---|---|---|---|---|---|---|---|---|---|---|---|
| 1 | 1:43.796 | 34.380 | 183 | 39.102 | 154 | 30.314 | 113 | 231 | 21 | 1:25.950 | 27.514 | 186 | 37.857 | 171 | 20.579 | 224 | 233 |
| 2 | 2:26.375 | 45.226 | 102 | 1:06.844 | 91 | 34.305 | 130 | 112 | 22 | 1:27.912 | 27.593 | 182 | 39.392 | 168 | 20.927 | 225 | 233 |
| 3 | 2:40.321 | 52.553 | 93 | 1:15.475 | 84 | 32.293 | 223 | 93 | 23 | 1:26.067 | 27.395 | 187 | 38.066 | 171 | 20.606 | 225 | 233 |
| 4 | 1:28.100 | 28.447 | 183 | 38.934 | 161 | 20.719 | 225 | 233 | 24 | 1:26.787 | 27.452 | 187 | 38.343 | 169 | 20.992 | 225 | 233 |
| 5 | 1:26.844 | 27.704 | 185 | 38.496 | 164 | 20.644 | 225 | 233 | 25 | 1:26.152 | 27.474 | 187 | 38.088 | 171 | 20.590 | 225 | **234** |
| 6 | 1:26.540 | 27.549 | 186 | 38.368 | 170 | 20.623 | 224 | 233 | 26 | 1:26.252 | 27.458 | 187 | 38.197 | 173 | 20.597 | 225 | 234 |
| 7 | 1:26.568 | 27.564 | 186 | 38.500 | 170 | 20.504 | 225 | 233 | 27 | 1:26.398 | 27.482 | 186 | 38.305 | 173 | 20.611 | 225 | 232 |
| 8 | 1:26.561 | 27.551 | 184 | 38.397 | 169 | 20.613 | 225 | 233 | 28 | 1:26.094 | 27.436 | 186 | 38.050 | 170 | 20.608 | 225 | 234 |
| 9 | 1:26.310 | 27.560 | 186 | 38.289 | 174 | 20.461 | 225 | 233 | 29 | 1:26.088 | 27.390 | 186 | 38.110 | 170 | 20.588 | 225 | 233 |
| 10 | 1:26.334 | 27.543 | 185 | 38.357 | 174 | 20.434 | **226** | 232 | 30 | 1:26.211 | 27.425 | 187 | 38.139 | 174 | 20.647 | 225 | 234 |
| 11 | 1:26.393 | 27.515 | 185 | 38.374 | 169 | 20.504 | 226 | 232 | 31 | 1:26.210 | 27.527 | 186 | 38.075 | 167 | 20.608 | 225 | 233 |
| 12 | 1:26.444 | 27.581 | 185 | 38.363 | 171 | 20.500 | 224 | 232 | 32 | 1:27.369 | 27.631 | 187 | 38.479 | 156 | 21.259 | 223 | 232 |
| 13 | 1:26.256 | 27.612 | 185 | 38.197 | 174 | 20.447 | 225 | 233 | 33 | 1:27.574 | 28.239 | 185 | 38.590 | 170 | 20.745 | 224 | 233 |
| 14 | 1:26.514 | 27.649 | 183 | 38.359 | 175 | 20.506 | 226 | 232 | 34 | 1:26.877 | 27.705 | 187 | 38.463 | 170 | 20.709 | 224 | 233 |
| 15 | 1:26.619 | 27.670 | 184 | 38.329 | 172 | 20.620 | 225 | 233 | 35 | 1:27.111 | 27.844 | 188 | 38.299 | 175 | 20.968 | 223 | 230 |
| 16 | 2:11.954 | 27.600 | 185 | 38.470 | 169 | 1:05.884 | | 233 | 36 | 1:26.556 | 27.641 | 187 | 38.195 | 169 | 20.720 | 224 | 234 |
| 17 | 1:30.480 | 31.846 | 186 | 37.921 | 166 | 20.713 | 224 | 231 | 37 | 1:26.554 | 27.693 | 188 | 38.136 | 169 | 20.725 | 225 | 233 |
| 18 | 1:26.221 | 27.422 | 184 | 38.299 | 171 | 20.500 | 224 | 231 | 38 | 1:26.903 | 27.737 | 187 | 38.384 | 174 | 20.782 | 225 | 233 |
| 19 | **1:25.417** | **27.181** | 186 | 37.832 | 170 | **20.404** | 225 | 231 | 39 | 1:27.313 | 27.825 | 187 | 38.652 | 170 | 20.836 | 225 | 232 |
| 20 | 1:25.641 | 27.467 | 180 | **37.732** | 172 | 20.442 | 225 | 233 | 40 | 1:26.812 | 27.727 | 185 | 38.296 | 172 | 20.789 | 224 | 232 |