

Blancpain GT Series Sprint Cup

Sector List Race 2

Provisional



Brands Hatch, Length: 3916m

Air temperature: 26.07°C

Track temperature: 33.63°C

Weather condition: Dry

Sunday, May 6, 2018 16:30:00

Lap	Time	SE1	SP1	SE2	SP2	SE3	SP3	TSP	Lap	Time	SE1	SP1	SE2	SP2	SE3	SP3	TSP
1 Riberas, ESP / Mies, DEU									theoretical besttime: 1:24.873								
1	1:38.212	33.046	183	39.884	158	25.282	184	226	21	1:26.524	27.356	185	38.435	177	20.733	225	232
2	2:31.150	54.108	89	1:05.057	105	31.985	124	123	22	1:26.223	27.211	185	38.480	173	20.532	225	232
3	2:35.894	54.987	106	1:06.041	85	34.866	102	105	23	1:26.038	27.308	184	38.350	175	20.380	226	233
4	2:16.229	48.198	96	57.871	109	30.160	131	153	24	1:25.929	27.306	185	38.226	175	20.397	225	232
5	2:13.500	46.406	112	57.522	110	29.572	141	143	25	1:26.007	27.412	179	38.142	175	20.453	226	232
6	2:03.947	40.193	136	55.581	97	28.173	224	160	26	1:25.973	27.359	184	38.204	172	20.410	225	232
7	1:25.891	27.437	184	37.992	174	20.462	222	232	27	1:25.976	27.343	184	38.163	172	20.470	225	233
8	1:25.177	27.122	185	37.731	178	20.324	225	230	28	1:25.804	27.352	185	38.081	173	20.371	226	231
9	1:25.185	27.083	185	37.752	176	20.350	223	232	29	1:25.885	27.368	185	38.089	175	20.428	224	233
10	1:25.029	27.119	185	37.619	177	20.291	225	232	30	1:25.928	27.314	185	38.211	173	20.403	224	233
11	1:25.361	27.093	186	37.924	176	20.344	225	232	31	1:25.916	27.261	186	38.146	172	20.509	224	233
12	1:25.342	27.132	185	37.749	175	20.461	224	233	32	1:25.901	27.352	186	38.098	174	20.451	225	233
13	1:25.423	27.182	185	37.822	175	20.419	223	233	33	1:26.330	27.392	185	38.134	177	20.804	223	233
14	1:25.316	27.154	186	37.784	177	20.378	226	233	34	1:26.142	27.569	183	38.202	172	20.371	224	233
15	2:03.153	27.184	186	37.836	177	58.133		233	35	1:25.592	27.354	185	37.861	175	20.377	226	231
16	1:31.099	31.979	184	38.625	171	20.495	224	228	36	1:25.726	27.368	186	38.065	174	20.293	226	233
17	1:25.750	27.236	184	38.148	171	20.366	224	230	37	1:25.655	27.338	185	37.979	175	20.338	225	233
18	1:25.305	26.963	185	38.048	176	20.294	224	230	38	1:26.132	27.414	185	38.127	174	20.591	225	233
19	1:27.370	28.272	183	38.602	173	20.496	225	233	39	1:26.225	27.485	185	38.222	172	20.518	224	233
20	1:26.436	27.297	185	38.488	174	20.651	224	232									

2 Vanthoor, BEL / Stevens, GBR									theoretical besttime: 1:25.582								
1	1:49.680	38.621	180	47.385	144	23.674	158	181	10	1:27.372	27.644	186	38.933	170	20.795	223	234
2	2:32.548	55.720	84	1:04.410	88	32.418	142	107	11	1:27.606	27.595	186	39.036	169	20.975	225	233
3	2:35.189	58.525	122	1:02.079	79	34.585	110	113	12	1:28.655	28.417	182	39.422	175	20.816	223	220
4	2:17.743	49.179	112	57.736	150	30.828	110	101	13	1:26.633	27.393	185	38.696	176	20.544	224	230
5	2:14.218	46.147	72	56.055	134	32.016	123	152	14	1:26.472	27.333	185	38.379	176	20.760	223	233
6	1:55.174	40.642	52	49.319	140	25.213	224	178	15	1:26.318	27.352	186	38.326	172	20.640	223	232
7	1:28.317	28.195	182	39.243	169	20.879	222	232	16	2:03.752	27.520	185	38.121	173	58.111		233
8	1:27.756	28.025	182	38.910	170	20.821	224	232	17	1:30.534	32.106	185	38.084	174	20.344	224	231
9	1:26.895	27.584	185	38.474	170	20.837	223	234	18		27.154	185	40.728	150			232

14 Klien, AUT / Costa, ESP									theoretical besttime: 1:25.781								
1	1:43.299	35.070	180	43.933	154	24.296	166	202	21	1:25.804	27.310	186	38.062	174	20.432	225	233
2	2:31.109	54.859	77	1:03.881	142	32.369	115	140	22	1:26.159	27.483	185	38.093	170	20.583	225	234
3	2:35.052	56.288	72	1:04.484	94	34.280	123	93	23	1:27.351	27.430	185	38.419	160	21.502	224	234
4	2:16.760	48.681	73	58.533	115	29.546	126	133	24	1:27.718	28.379	185	38.661	170	20.678	226	234
5	2:14.022	47.462	80	57.485	139	29.075	143	133	25	1:27.489	28.455	185	38.424	169	20.610	225	233
6	2:00.942	41.722	115	52.490	124	26.730	223	155	26	1:26.831	27.725	185	38.516	168	20.590	225	233
7	1:27.265	28.067	184	38.542	166	20.656	225	232	27	1:26.514	27.628	186	38.299	167	20.587	226	233
8	1:26.803	27.689	186	38.567	171	20.547	225	233	28	1:26.791	27.848	186	38.382	171	20.561	225	233
9	1:26.135	27.542	186	38.103	169	20.490	225	233	29	1:26.538	27.619	186	38.380	170	20.539	225	234
10	1:26.054	27.385	187	38.173	168	20.496	225	234	30	1:26.560	27.629	186	38.337	171	20.594	225	233
11	1:26.035	27.456	187	38.111	171	20.468	225	233	31	1:26.615	27.714	186	38.302	168	20.599	226	233
12	1:26.122	27.403	186	38.191	171	20.528	225	234	32	1:26.985	27.914	186	38.448	170	20.623	225	234
13	1:25.873	27.316	187	38.039	170	20.518	226	234	33	1:26.814	27.759	186	38.420	165	20.635	225	234
14	1:26.334	27.589	186	38.168	171	20.577	225	233	34	1:26.712	27.801	186	38.320	167	20.591	225	234
15	1:26.516	27.441	186	38.465	170	20.610	225	233	35	1:26.932	27.846	186	38.498	170	20.588	225	234
16	2:12.633	27.465	185	38.131	171	1:07.037		233	36	1:43.963	27.741	185	38.331	170	37.891		233
17	1:31.780	32.467	183	38.683	167	20.630	224	232	37	1:34.529	34.218	183	39.284	164	21.027	224	235
18	1:26.447	27.480	186	38.275	172	20.692	223	232	38	1:27.299	27.934	185	38.547	171	20.818	225	235
19	1:26.334	27.390	185	38.406	172	20.538	224	232	39	1:29.192	28.181	185	39.278	161	21.733	172	233
20	1:26.260	27.429	186	38.220	173	20.611	225	233									

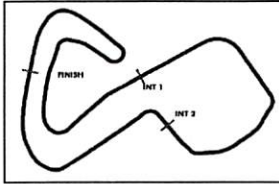
17 Leonard, GBR / Vervisch, BEL									theoretical besttime: 1:25.067								
1	1:37.398	32.473	183	39.126	160	25.799	163	228	21	1:26.340	27.323	184	38.504	172	20.513	222	230
2	2:31.143	53.844	91	1:05.188	117	32.111	130	102	22	1:26.466	27.357	183	38.508	172	20.601	223	230
3	2:35.956	54.727	120	1:06.531	82	34.698	118	101	23	1:25.982	27.268	183	38.195	176	20.519	224	231
4	2:16.231	47.884	126	58.015	113	30.332	120	131	24	1:25.845	27.310	184	38.116	175	20.419	225	230
5	2:13.611	45.659	142	58.300	122	29.652	147	114	25	1:25.940	27.226	184	38.212	172	20.502	225	231
6	2:03.982	39.549	154	56.374	108	28.059	221	137	26	1:26.109	27.256	184	38.319	170	20.534	223	229
7	1:25.612	27.355	183	37.824	179	20.433	224	229	27	1:25.803	27.236	185	38.110	175	20.457	223	231

ver: 1.0

www.blancpain-gt-series.com

Page 1 / 6 printed: 6.5.2018 17:31





Blancpain GT Series Sprint Cup

Sector List Race 2

Provisional



Brands Hatch, Length: 3916m
Air temperature: 26.07°C
Track temperature: 33.63°C
Weather condition: Dry

Sunday, May 6, 2018 16:30:00

Lap	Time	SE1	SP1	SE2	SP2	SE3	SP3	TSP	Lap	Time	SE1	SP1	SE2	SP2	SE3	SP3	TSP
8	1:25.260	27.140	184	37.693	178	20.427	222	230	28	1:25.823	27.244	185	38.101	173	20.478	224	230
9	1:25.208	27.130	184	37.672	176	20.406	224	229	29	1:25.819	27.328	183	37.987	176	20.504	223	230
10	1:25.500	27.120	184	37.595	178	20.365	222	230	30	1:25.699	27.160	184	38.068	178	20.471	222	231
11	1:25.504	27.107	186	37.959	176	20.438	223	228	31	1:26.151	27.354	184	38.181	175	20.616	224	231
12	1:25.356	27.125	186	37.821	174	20.410	223	229	32	1:25.823	27.304	185	37.984	174	20.535	223	230
13	1:25.376	27.147	186	37.858	176	20.371	223	230	33	1:25.827	27.232	184	38.098	177	20.497	224	231
14	1:25.332	27.162	185	37.683	177	20.487	222	230	34	1:26.055	27.362	185	38.206	175	20.487	222	231
15	1:25.243	27.175	184	37.644	178	20.424	223	230	35	1:25.849	27.359	184	38.042	177	20.448	224	231
16	1:25.682	27.267	184	37.876	173	20.539	223	231	36	1:25.790	27.459	183	37.879	178	20.452	224	232
17	1:25.560	27.260	185	37.830	176	20.470	223	231	37	1:26.000	27.494	184	37.964	175	20.542	225	232
18	2:05.366	27.268	186	37.816	175	1:00.282		232	38	1:26.080	27.456	184	38.130	174	20.494	223	232
19	1:31.028	32.095	183	38.354	168	20.579	223	230	39	1:26.251	27.438	184	38.156	174	20.657	219	231
20	1:26.509	27.324	183	38.487	166	20.698	223	230									

19 Perez Companc, ARG / Caldarelli, ITA

theoretical besttime:

1	
---	--

25 Gachet, FRA / Haase, DEU

theoretical besttime: 1:25.818

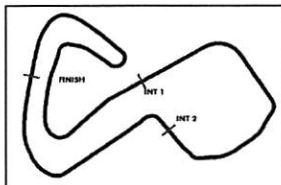
1	1:45.821	35.043	167	46.569	156	24.209	149	210	21	1:26.265	27.460	185	38.323	171	20.482	224	229
2	2:32.020	55.524	80	1:04.512	102	31.984	149	102	22	1:26.024	27.346	182	38.241	168	20.437	225	231
3	2:34.818	56.806	80	1:04.727	93	33.285	115	98	23	1:26.749	27.485	185	38.223	171	21.041	221	231
4	2:17.562	49.395	77	58.312	163	29.855	159	118	24	1:27.235	27.603	180	38.805	166	20.827	224	234
5	2:13.565	46.845	100	57.221	154	29.499	164	161	25	1:27.790	28.618	184	38.469	165	20.703	224	231
6	1:58.966	41.998	81	51.376	124	25.592	222	185	26	1:26.571	27.541	185	38.287	165	20.743	223	230
7	1:27.955	27.955	183	39.195	168	20.805	223	232	27	1:26.504	27.507	184	38.419	166	20.578	224	232
8	1:26.863	27.727	185	38.470	168	20.666	225	233	28	1:27.123	27.718	184	38.745	170	20.660	224	232
9	1:26.502	27.524	184	38.400	175	20.578	224	233	29	1:26.603	27.604	185	38.378	168	20.621	225	232
10	1:26.419	27.638	184	38.287	171	20.494	224	233	30	1:26.622	27.580	186	38.416	168	20.626	225	232
11	1:26.339	27.498	184	38.260	169	20.581	224	234	31	1:26.741	27.811	185	38.218	171	20.712	222	232
12	1:26.388	27.396	184	38.328	171	20.664	223	234	32	1:26.799	27.761	185	38.467	168	20.571	224	233
13	1:26.195	27.454	185	38.245	173	20.496	224	233	33	1:26.793	27.671	185	38.435	168	20.687	224	232
14	1:26.482	27.648	186	38.309	173	20.525	224	233	34	1:26.683	27.681	185	38.407	170	20.595	225	231
15	1:26.828	27.477	184	38.474	171	20.877	219	232	35	1:26.715	27.588	185	38.471	168	20.656	225	233
16	1:25.908	27.395	185	38.061	172	20.452	223	232	36	1:26.607	27.709	185	38.227	169	20.671	223	233
17	1:26.998	27.441	185	38.900	160	20.657	222	231	37	1:27.583	27.562	186	39.179	170	20.842	224	232
18	2:09.524	27.496	185	38.277	173	1:03.751		232	38	1:26.412	27.563	185	38.313	170	20.536	225	232
19	1:31.397	32.298	184	38.525	172	20.574	223	231	39	1:26.534	27.705	186	38.236	167	20.593	225	233
20	1:26.472	27.320	184	38.491	164	20.661	222	232									

26 Stievenart, FRA / Winkelhock, DEU

theoretical besttime: 1:25.465

1	1:41.620	34.338	183	42.967	134	24.315	178	197	21	1:33.352	33.309	185	38.987	164	21.056	226	232
2	2:30.346	54.702	75	1:04.181	82	31.463	128	154	22	1:28.163	27.768	184	38.996	161	21.399	219	232
3	2:35.679	55.519	129	1:05.999	100	34.161	86	83	23	1:29.968	28.460	183	40.197	164	21.311	222	230
4	2:16.942	48.842	91	58.348	106	29.752	129	159	24	1:28.617	28.158	186	39.182	164	21.277	224	231
5	2:13.157	46.903	81	56.711	86	29.543	140	158	25	1:30.877	29.519	182	39.581	162	21.777	223	234
6	2:02.487	40.614	123	54.938	93	26.935	224	180	26	1:28.652	28.127	183	38.910	167	21.615	223	233
7	1:27.011	27.948	184	38.461	171	20.602	223	231	27	1:28.288	28.154	185	38.940	164	21.194	222	233
8	1:26.288	27.491	186	38.162	174	20.635	224	232	28	1:28.440	27.891	184	39.242	167	21.307	222	233
9	1:25.799	27.230	185	37.911	171	20.658	225	233	29	1:28.605	28.130	182	39.212	159	21.263	223	232
10	1:26.038	27.372	186	38.165	170	20.501	223	234	30	1:28.467	28.106	184	39.072	154	21.289	223	233
11	1:26.135	27.428	186	38.238	175	20.469	225	234	31	1:28.293	27.915	186	39.072	166	21.306	223	233
12	1:26.100	27.608	186	37.866	173	20.626	225	234	32	1:28.244	28.120	184	38.945	165	21.179	223	232
13	1:25.606	27.270	186	37.869	176	20.467	224	232	33	1:29.513	29.256	183	39.161	161	21.096	225	234
14	1:25.936	27.289	187	38.104	173	20.543	224	233	34	1:27.865	27.903	186	38.824	162	21.138	224	233
15	1:25.908	27.290	185	38.247	176	20.371	225	233	35	1:28.466	27.866	186	39.281	166	21.319	223	233
16	1:25.723	27.347	186	37.864	174	20.512	225	232	36	1:27.741	27.931	187	38.786	171	21.024	225	232
17	1:25.648	27.300	185	37.883	177	20.465	225	233	37	1:28.326	28.237	183	38.910	165	21.179	219	233
18	1:26.425	27.396	185	37.997	175	21.032	218	233	38	1:27.708	27.876	184	38.839	169	20.993	224	233
19	1:26.050	27.523	185	38.001	173	20.526	223	233	39	1:28.140	28.095	186	38.890	175	21.155	223	234
20	2:09.380	27.430	186	38.273	170	1:03.677		232									





Blancpain GT Series Sprint Cup

Sector List Race 2

Provisional



Brands Hatch, Length: 3916m

Air temperature: 26.07°C

Track temperature: 33.63°C

Weather condition: Dry

Sunday, May 6, 2018 16:30:00

Lap	Time	SE1	SP1	SE2	SP2	SE3	SP3	TSP	Lap	Time	SE1	SP1	SE2	SP2	SE3	SP3	TSP
31	Caygill, GBR / Taylor Smith, IRL																theoretical besttime:
1																	

32	Loggie, GBR / Macleod, GBR																theoretical besttime:
1																	

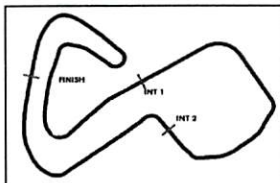
35	Atoev, RUS / Korneev, RUS																theoretical besttime:
1																	

37	Watson, GBR / Moraes, BRA																theoretical besttime: 1:25.633
1	1:47.264	37.422	183	45.910	153	23.932	162	193	21	1:26.440	27.498	185	38.148	168	20.794	226	231
2	2:32.625	55.867	77	1:04.748	91	32.010	119	102	22	1:26.022	27.591	185	37.977	173	20.454	225	233
3	2:34.639	56.751	83	1:04.372	95	33.516	116	110	23	1:26.276	27.581	184	38.101	173	20.594	225	233
4	2:17.845	49.530	84	58.051	141	30.264	143	102	24	1:26.360	27.609	184	38.230	167	20.521	226	233
5	2:13.707	46.775	84	56.775	129	30.157	132	155	25	1:26.252	27.576	184	38.136	166	20.540	227	236
6	1:57.490	41.496	82	50.462	128	25.532	224	171	26	1:26.970	28.121	182	38.214	175	20.635	223	230
7	1:28.149	28.380	184	38.978	166	20.791	224	233	27	1:26.536	27.834	184	37.977	177	20.725	225	232
8	1:27.420	28.142	184	38.560	166	20.718	226	234	28	1:26.519	27.575	184	38.266	175	20.678	224	231
9	1:27.234	27.783	184	38.494	174	20.957	224	234	29	1:26.176	27.504	185	38.071	170	20.601	224	232
10	1:27.907	28.002	183	39.254	170	20.651	223	234	30	1:26.703	27.946	184	38.122	169	20.635	225	233
11	1:27.803	27.845	185	38.755	166	21.203	224	235	31	1:26.453	27.645	186	38.247	167	20.561	222	233
12	1:27.123	27.824	184	38.504	173	20.795	225	233	32	1:27.398	27.954	185	38.359	166	21.085	225	235
13	1:26.822	27.718	185	38.469	169	20.635	224	230	33	1:27.239	28.476	185	38.236	166	20.527	225	233
14	2:22.890	27.843	183	38.788	171	1:16.259		234	34	1:26.388	27.655	186	38.121	174	20.612	225	231
15	1:30.531	31.615	185	38.410	171	20.506	224	230	35	1:26.336	27.733	184	38.123	175	20.480	228	233
16	1:25.932	27.338	185	38.103	173	20.491	226	231	36	1:26.639	28.004	183	38.114	169	20.521	228	232
17	1:25.976	27.250	184	38.186	170	20.540	227	231	37	1:26.271	27.663	186	38.016	169	20.592	228	233
18	1:26.175	27.305	188	37.966	171	20.904	224	230	38	1:26.061	27.541	185	37.995	170	20.525	227	234
19	1:26.358	27.702	179	38.239	171	20.417	226	232	39	1:26.526	27.872	183	38.098	166	20.556	224	235
20	1:26.581	27.504	184	38.270	170	20.807	226	230									

39	Bhirombhakdi, THA / Van Dam, NLD																theoretical besttime: 1:25.659
1	1:48.047	38.122	183	46.671	161	23.254	157	193	21	1:36.317	35.689	182	39.843	167	20.785	222	232
2	2:32.965	56.460	78	1:04.305	84	32.200	113	103	22	1:28.568	27.917	182	39.505	171	21.146	224	231
3	2:34.554	57.297	115	1:03.760	82	33.497	108	117	23	1:27.730	27.962	184	38.874	169	20.894	222	231
4	2:18.192	50.035	102	57.455	157	30.702	127	131	24	1:28.108	27.884	183	39.209	169	21.015	224	231
5	2:13.670	46.271	84	56.617	124	30.782	131	166	25	1:28.198	27.909	183	39.234	170	21.055	221	229
6	1:56.398	41.005	74	50.204	133	25.189	225	166	26	1:28.984	28.891	176	39.255	163	20.838	223	231
7	1:28.457	28.375	185	39.281	169	20.801	222	232	27	1:27.691	27.965	183	38.974	166	20.752	223	231
8	1:27.661	27.822	186	39.106	169	20.733	223	234	28	1:26.994	27.646	184	38.773	170	20.575	223	230
9	1:27.015	27.639	185	38.623	169	20.753	223	232	29	1:27.494	27.753	185	39.128	170	20.613	223	231
10	1:26.644	27.525	185	38.667	171	20.452	223	234	30	1:27.119	27.606	185	38.826	169	20.687	222	231
11	1:26.275	27.389	186	38.341	170	20.545	224	232	31	1:27.435	27.828	186	38.828	170	20.779	224	231
12	1:25.975	27.223	187	38.284	172	20.468	224	232	32	1:26.902	27.662	185	38.672	173	20.568	223	232
13	1:26.034	27.334	186	38.149	170	20.551	223	232	33	1:26.767	27.729	186	38.501	170	20.537	224	232
14	1:26.050	27.360	187	38.150	172	20.540	224	233	34	1:27.211	27.937	186	38.734	173	20.540	223	232
15	1:26.423	27.505	185	38.283	172	20.635	223	232	35	1:26.752	27.671	186	38.541	173	20.540	222	234
16	1:26.031	27.530	187	37.984	170	20.517	223	233	36	1:27.398	28.000	185	38.616	172	20.782	224	234
17	1:27.813	27.474	184	39.365	147	20.974	224	232	37	1:28.473	28.388	184	38.728	166	21.357	223	231
18	1:26.333	27.471	186	38.262	169	20.600	222	231	38	1:27.889	28.262	187	38.840	170	20.787	223	232
19	1:26.360	27.356	186	38.312	169	20.692	222	232	39	1:28.270	28.157	177	39.061	159	21.052	223	232
20	2:11.555	27.636	186	38.580	171	1:05.339		230									

55	Schothorst, NLD / Kaffer, DEU																theoretical besttime: 1:25.206
1	1:44.887	35.613	182	44.713	136	24.561	177	210	21	1:26.249	27.388	184	38.025	166	20.836	225	230
2	2:31.115	54.621	80	1:04.568	95	31.926	126	124	22	1:28.147	28.245	185	38.603	166	21.299	220	232
3	2:35.222	56.126	72	1:04.574	98	34.522	114	103	23	1:58.916	27.878	183	40.520	165	50.518		231
4	2:16.629	48.777	98	58.100	138	29.752	149	124	24	1:31.849	32.599	182	38.670	172	20.580	222	229
5	2:14.486	47.360	83	57.480	142	29.646	162	106	25	1:26.714	27.522	183	38.586	171	20.606	221	228
6	1:59.287	41.534	91	51.959	136	25.794	225	180	26	1:25.948	27.482	183	38.018	179	20.448	222	229
7	1:28.218	28.247	183	39.173	168	20.798	221	231	27	1:25.534	27.328	183	37.822	172	20.384	221	230





Blancpain GT Series Sprint Cup

Sector List Race 2

Provisional



Brands Hatch, Length: 3916m

Air temperature: 26.07°C

Track temperature: 33.63°C

Weather condition: Dry

Sunday, May 6, 2018 16:30:00

Lap	Time	SE1	SP1	SE2	SP2	SE3	SP3	TSP	Lap	Time	SE1	SP1	SE2	SP2	SE3	SP3	TSP
8	1:26.461	27.610	184	38.314	167	20.537	224	231	28	1:25.717	27.263	183	38.095	175	20.359	222	231
9	1:26.624	27.618	184	38.506	169	20.500	224	232	29	1:25.483	27.289	184	37.770	177	20.424	222	230
10	1:26.221	27.584	183	38.181	168	20.456	223	233	30	1:25.524	27.290	185	37.800	180	20.434	224	230
11	1:26.288	27.492	185	38.252	170	20.544	222	231	31	1:25.616	27.378	184	37.857	175	20.381	223	230
12	1:26.064	27.427	184	38.113	171	20.524	222	231	32	1:25.709	27.352	183	37.905	177	20.452	223	231
13	1:25.777	27.404	186	37.937	171	20.436	225	232	33	1:26.010	27.455	185	38.104	176	20.451	223	232
14	1:26.008	27.517	185	38.033	175	20.458	224	232	34	1:25.721	27.416	184	37.891	177	20.414	225	232
15	1:26.225	27.407	186	38.082	167	20.736	222	232	35	1:25.964	27.492	182	37.929	170	20.543	225	232
16	2:09.989	27.609	184	38.090	171	1:04.290		233	36	1:27.280	27.776	184	38.641	172	20.863	223	233
17	1:30.309	31.784	184	38.136	178	20.389	221	229	37	1:28.237	28.511	184	38.579	170	21.147	225	234
18	1:25.317	27.218	183	37.654	177	20.445	220	229	38	1:27.454	27.710	184	38.695	169	21.049	224	233
19	1:25.582	27.240	183	37.803	178	20.539	222	230	39	1:27.981	28.272	184	38.636	167	21.073	223	233
20	1:25.430	27.193	185	37.848	175	20.389	221	231									

63 Engelhart, DEU / Bortolotti, ITA

theoretical besttime: 1:25.487

1	1:40.939	34.207	182	42.376	132	24.356	170	225	21	1:25.910	27.352	184	37.966	174	20.592	223	232
2	2:30.120	54.421	82	1:04.205	82	31.494	128	164	22	1:25.987	27.467	183	38.008	169	20.512	226	231
3	2:35.712	55.532	107	1:06.151	96	34.029	96	104	23	1:25.623	27.354	183	37.836	173	20.433	224	232
4	2:16.754	49.192	86	57.751	103	29.811	144	121	24	1:26.052	27.469	181	38.081	175	20.502	224	231
5	2:13.343	46.927	82	56.994	93	29.422	138	152	25	1:26.003	27.465	184	37.986	172	20.552	225	231
6	2:03.133	40.267	106	55.462	91	27.404	223	156	26	1:26.089	27.560	183	37.975	173	20.554	225	232
7	1:26.736	27.859	183	38.283	173	20.594	224	231	27	1:26.011	27.523	183	38.013	172	20.475	225	232
8	1:26.198	27.499	183	38.230	168	20.469	224	230	28	1:26.057	27.485	183	38.007	173	20.565	223	233
9	1:26.037	27.333	183	38.092	168	20.612	225	231	29	1:26.000	27.495	183	37.903	172	20.602	224	232
10	1:26.068	27.412	184	38.138	172	20.518	223	231	30	1:26.851	27.498	185	38.473	173	20.880	225	233
11	1:26.085	27.455	186	38.112	174	20.518	225	230	31	1:26.498	27.651	185	38.189	172	20.658	225	232
12	1:25.834	27.449	184	37.915	173	20.470	223	232	32	1:26.230	27.610	185	38.040	171	20.580	224	233
13	1:25.680	27.399	185	37.773	173	20.508	224	230	33	1:26.522	27.558	184	38.128	175	20.836	222	231
14	1:25.864	27.370	183	37.918	174	20.576	223	232	34	1:26.471	27.491	184	38.190	173	20.790	222	233
15	1:25.817	27.372	187	37.940	172	20.505	223	232	35	1:26.628	27.521	184	38.360	170	20.747	222	231
16	1:25.765	27.281	185	37.891	170	20.593	223	230	36	1:26.459	27.581	185	38.144	171	20.734	224	233
17	1:25.800	27.353	186	37.915	172	20.532	225	230	37	1:27.142	27.827	185	38.638	165	20.677	226	233
18	1:25.741	27.286	185	37.895	169	20.560	224	229	38	1:26.302	27.686	183	37.943	174	20.673	225	233
19	2:04.610	27.417	184	37.934	171	59.259		231	39	1:26.748	27.504	185	38.152	171	21.092	222	234
20	1:31.152	32.196	184	38.294	172	20.662	225	230									

66 Schothorst, NLD / van der Linde, ZAF

theoretical besttime: 1:25.253

1	1:39.141	33.580		40.980	152	24.581	179	227	21	1:25.586	27.234	185	37.924	177	20.428	223	230
2	2:30.657	53.653	98	1:05.295	89	31.709	145	144	22	1:25.718	27.235	185	38.029	176	20.454	222	231
3	2:35.986	55.205	122	1:06.009	80	34.772	104	104	23	1:25.931	27.306	185	38.119	173	20.506	223	231
4	2:16.240	48.334	104	57.837	98	30.069	130	163	24	1:25.833	27.305	185	38.087	177	20.441	223	231
5	2:13.350	46.573	99	57.426	97	29.351	147	138	25	1:26.177	27.565	176	38.176	173	20.436	225	231
6	2:04.007	40.582	120	55.227	97	28.198	224	167	26	1:25.971	27.414	183	38.045	176	20.512	224	230
7	1:26.203	27.608	183	38.093	173	20.502	224	229	27	1:25.771	27.239	185	38.080	174	20.452	224	231
8	1:25.666	27.378	184	37.967	177	20.321	224	230	28	1:25.912	27.315	184	38.034	176	20.563	223	231
9	1:25.789	27.282	185	38.097	176	20.410	223	229	29	1:25.770	27.384	185	37.936	173	20.450	224	231
10	1:25.567	27.310	185	37.839	174	20.418	224	230	30	1:26.049	27.324	186	38.223	176	20.502	223	230
11	1:25.456	27.160	186	37.909	176	20.387	223	231	31	1:26.071	27.503	184	37.993	174	20.575	224	232
12	1:25.474	27.224	185	37.826	175	20.424	223	229	32	1:25.904	27.394	185	38.000	172	20.510	222	232
13	1:25.546	27.312	185	37.808	178	20.426	223	230	33	1:25.935	27.378	185	37.996	171	20.561	223	232
14	1:25.571	27.277	185	37.839	178	20.455	223	230	34	1:26.251	27.399	185	38.300	173	20.552	224	231
15	2:05.457	27.272	185	37.791	176	1:00.394		230	35	1:25.896	27.333	185	38.022	174	20.541	224	233
16	1:30.324	31.639	184	38.202	173	20.483	221	230	36	1:25.811	27.451	185	37.813	175	20.547	223	233
17	1:25.485	27.141	185	37.913	173	20.431	221	231	37	1:25.768	27.441	185	37.879	173	20.448	224	232
18	1:25.745	27.343	184	37.882	175	20.520	222	230	38	1:25.745	27.378	185	37.843	176	20.524	224	232
19	1:25.930	27.291	185	37.984	176	20.655	221	230	39	1:26.097	27.437	185	38.089	175	20.571	224	232
20	1:25.579	27.180	184	37.934	175	20.465	222	230									

82 Hezemans, NLD / Perera, FRA

theoretical besttime: 1:25.774

1	1:42.580	34.860	180	43.361	143	24.359	176	208	21	1:28.526	28.400	183	39.001	168	21.125	219	230
2	2:30.425	54.753	76	1:03.784	85	31.888	126	142	22	1:28.583	28.354	182	38.552	168	21.677	220	232
3	2:35.553	55.408	122	1:06.001	87	34.144	95	96	23	1:30.351	28.108	184	40.408	159	21.835	219	233
4	2:16.893	48.869	81	58.569	118	29.455	135	146	24	1:27.556	27.724	184	38.848	170	20.984	219	230


ver: 1.0

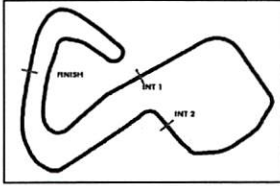
www.blancpain-gt-series.com

Page 4/ 6 printed: 6.5.2018 17:31



BLANCPAIN





Blancpain GT Series Sprint Cup

Sector List Race 2

Provisional



Brands Hatch, Length: 3916m
 Air temperature: 26.07°C
 Track temperature: 33.63°C
 Weather condition: Dry

Sunday, May 6, 2018 16:30:00

Lap	Time	SE1	SP1	SE2	SP2	SE3	SP3	TSP	Lap	Time	SE1	SP1	SE2	SP2	SE3	SP3	TSP
5	2:13.226	46.700	96	56.785	90	29.741	162	153	25	1:27.190	28.081	183	38.473	166	20.636	221	229
6	2:02.079	41.941	125	53.299	101	26.839	223	172	26	1:26.748	27.398	184	38.719	162	20.631	222	231
7	1:27.473	27.929	184	38.756	170	20.788	221	231	27	1:26.837	27.613	186	38.482	163	20.742	222	231
8	1:26.643	27.510	183	38.394	171	20.739	222	229	28	1:26.383	27.428	184	38.394	170	20.561	222	231
9	1:26.149	27.413	184	38.200	171	20.536	223	229	29	1:26.668	27.556	185	38.419	169	20.693	222	231
10	1:26.122	27.315	185	38.261	172	20.546	223	231	30	1:26.504	27.548	184	38.326	168	20.630	222	229
11	1:25.774	27.243	186	38.028	172	20.503	223	231	31	1:26.959	27.583	185	38.660	165	20.716	222	231
12	1:26.081	27.349	185	38.107	171	20.625	222	230	32	1:26.748	27.624	185	38.445	163	20.679	224	231
13	1:26.158	27.359	185	38.120	174	20.679	223	229	33	1:26.987	27.730	184	38.532	161	20.725	222	229
14	1:26.007	27.398	184	38.063	171	20.546	222	230	34	1:26.573	27.610	185	38.320	165	20.643	223	231
15	1:26.067	27.346	184	38.170	169	20.551	222	231	35	1:26.583	27.679	183	38.178	170	20.726	222	229
16	1:26.265	27.420	185	38.212	173	20.633	224	229	36	1:26.552	27.542	185	38.276	162	20.734	222	231
17	1:26.231	27.384	183	38.197	171	20.650	222	231	37	1:26.664	27.638	185	38.339	168	20.687	223	231
18	2:04.496	27.480	183	38.111	171	58.905		230	38	1:26.672	27.628	184	38.285	167	20.759	223	232
19	1:32.308	32.228	182	39.042	166	21.038	221	227	39	1:27.150	27.642	184	38.568	163	20.940	224	231
20	1:27.056	27.521	186	38.571	162	20.964	219	230									

87 Jamin, FRA / Serralles, PUR

theoretical besttime: 1:25.299

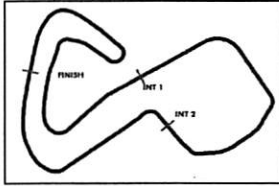
1	1:43.714	35.227	165	44.262	142	24.225	159	216	21	1:27.572	27.700	185	38.856	164	21.016	223	230
2	2:31.182	55.056	74	1:04.352	116	31.774	119	117	22	1:27.650	27.757	184	38.677	167	21.216	221	230
3	2:35.334	56.308	75	1:04.705	92	34.321	119	93	23	1:26.087	27.491	185	38.021	172	20.575	222	228
4	2:16.460	48.583	71	58.475	121	29.402	119	137	24	1:25.736	27.404	186	37.848	171	20.484	221	229
5	2:14.013	47.619	78	57.588	141	28.806	142	130	25	1:25.583	27.241	186	37.864	173	20.478	222	228
6	2:00.759	42.339	90	51.836	123	26.584	222	144	26	1:25.784	27.395	185	37.946	174	20.443	223	228
7	1:27.542	28.064	184	38.818	169	20.660	223	229	27	1:25.601	27.292	186	37.902	172	20.407	222	229
8	1:26.768	27.526	186	38.438	170	20.804	222	230	28	1:25.737	27.327	186	37.893	175	20.517	222	228
9	1:26.535	27.658	184	38.311	176	20.566	224	230	29	1:25.740	27.271	186	37.971	174	20.498	222	228
10	1:26.109	27.499	186	38.073	174	20.537	222	231	30	1:25.640	27.264	187	37.862	177	20.514	222	228
11	1:25.939	27.492	185	37.991	174	20.456	224	230	31	1:25.715	27.420	187	37.810	173	20.485	222	230
12	1:26.103	27.421	185	38.175	175	20.507	222	230	32	1:25.898	27.350	187	37.970	175	20.578	222	229
13	1:25.907	27.418	186	37.915	173	20.574	224	229	33	1:25.623	27.354	186	37.809	174	20.460	222	230
14	1:25.920	27.453	186	37.898	172	20.569	222	230	34	1:25.933	27.452	186	37.854	177	20.627	222	229
15	1:26.377	27.628	184	38.031	165	20.718	222	230	35	1:25.811	27.477	186	37.885	175	20.449	224	230
16	1:26.374	27.706	185	38.137	170	20.531	222	229	36	1:26.036	27.512	185	38.044	174	20.480	223	230
17	1:25.743	27.534	185	37.651	177	20.558	222	229	37	1:26.042	27.563	186	37.980	173	20.499	224	230
18	2:07.367	27.353	185	37.977	175	1:02.037		230	38	1:26.039	27.600	186	37.913	171	20.526	224	230
19	1:30.369	31.860	186	37.983	169	20.526	222	229	39	1:26.018	27.453	186	38.037	171	20.528	224	230
20	1:26.068	27.425	185	38.159	173	20.484	221	229									

88 Meadows, GBR / Marciello, ITA

theoretical besttime: 1:25.153

1	1:40.276	33.591	181	42.529	133	24.156	167	215	21	1:31.146	31.994	183	38.501	169	20.651	223	229
2	2:30.277	53.646	106	1:04.763	80	31.868	128	152	22	1:26.672	27.724	183	38.253	173	20.695	223	229
3	2:35.783	55.134	121	1:06.178	97	34.471	91	109	23	1:26.272	27.502	183	38.218	170	20.552	223	230
4	2:16.512	48.664	107	57.590	91	30.258	145	165	24	1:26.259	27.455	182	38.286	171	20.518	222	229
5	2:13.452	46.714	100	57.284	84	29.454	150	153	25	1:26.452	27.476	182	37.952	177	21.024	222	230
6	2:03.307	40.196	120	55.287	90	27.824	222	156	26	1:26.012	27.487	184	38.027	171	20.498	223	229
7	1:26.387	27.687	183	38.220	167	20.480	222	229	27	1:26.144	27.410	184	38.110	175	20.624	224	229
8	1:26.021	27.369	186	38.046	169	20.606	223	229	28	1:26.048	27.436	184	37.922	171	20.690	222	229
9	1:25.588	27.165	185	37.924	170	20.499	222	229	29	1:26.104	27.333	184	38.067	171	20.704	223	229
10	1:25.459	27.245	186	37.796	168	20.418	222	230	30	1:26.729	27.571	184	38.479	171	20.679	223	230
11	1:25.431	27.260	187	37.778	170	20.393	223	230	31	1:26.576	27.440	185	38.477	166	20.659	223	230
12	1:25.577	27.310	186	37.807	169	20.460	222	230	32	1:26.172	27.386	185	38.185	171	20.601	223	230
13	1:25.619	27.300	186	37.894	172	20.425	223	230	33	1:26.590	27.561	185	38.337	170	20.692	222	229
14	1:25.569	27.328	186	37.791	171	20.450	223	229	34	1:26.425	27.456	184	38.224	167	20.745	222	230
15	1:25.517	27.275	186	37.761	173	20.481	222	230	35	1:26.684	27.615	185	38.352	168	20.717	223	230
16	1:25.899	27.168	186	37.897	150	20.834	221	228	36	1:26.569	27.569	185	38.284	169	20.716	223	230
17	1:25.294	27.238	186	37.616	176	20.440	222	228	37	1:26.512	27.629	184	38.244	170	20.639	223	230
18	1:25.527	27.158	186	37.798	174	20.571	222	229	38	1:26.489	27.659	185	38.166	169	20.664	222	230
19	1:25.399	27.272	186	37.602	176	20.525	221	228	39	1:27.349	27.769	184	38.335	169	21.245	221	230
20	2:06.637	27.309	185	37.721	173	1:01.607		229									





Blancpain GT Series Sprint Cup

Sector List Race 2

Provisional



Brands Hatch, Length: 3916m
 Air temperature: 26.07°C
 Track temperature: 33.63°C
 Weather condition: Dry

Sunday, May 6, 2018 16:30:00

Lap	Time	SE1	SP1	SE2	SP2	SE3	SP3	TSP	Lap	Time	SE1	SP1	SE2	SP2	SE3	SP3	TSP
90 Bastian, DEU / Manchester, GBR									theoretical besttime: 1:25.191								
1	1:46.799	37.142	181	45.385	146	24.272	145	199	21	1:25.875	27.497	185	38.025	175	20.353	223	228
2	2:32.212	55.460	74	1:04.599	104	32.153	131	102	22	1:25.577	27.185	186	37.949	174	20.443	222	229
3	2:34.623	56.339	77	1:04.747	94	33.537	120	110	23	1:25.453	27.226	185	37.803	176	20.424	222	230
4	2:18.002	49.395	87	58.292	144	30.315	136	118	24	1:25.346	27.125	185	37.799	172	20.422	222	229
5	2:13.378	46.302	95	57.249	134	29.827	148	155	25	1:27.077	27.274	184	38.686	162	21.117	222	230
6	1:58.063	41.260	82	51.376	126	25.427	221	184	26	1:25.732	27.392	185	37.906	175	20.434	223	230
7	1:28.109	28.356	183	38.975	171	20.778	222	230	27	1:26.212	27.542	186	38.103	172	20.567	223	230
8	1:27.289	27.831	184	38.677	167	20.781	223	230	28	1:26.675	27.653	184	38.401	170	20.621	224	230
9	1:26.460	27.619	184	38.352	173	20.489	222	229	29	1:26.770	28.028	183	38.129	169	20.613	223	230
10	1:26.409	27.498	184	38.322	169	20.589	221	230	30	1:26.588	27.721	185	38.307	171	20.560	224	231
11	1:30.924	27.617	183	40.494		22.813	217	229	31	1:26.817	27.830	184	38.362	174	20.625	223	230
12	1:28.215	28.405	183	39.224	172	20.586	221	228	32	1:26.823	27.823	184	38.387	173	20.613	223	231
13	1:28.287	27.845	179	39.669	172	20.773	220	228	33	1:26.589	27.689	186	38.348	173	20.552	224	231
14	1:26.732	27.651	181	38.451	172	20.630	221	229	34	1:26.892	27.889	186	38.328	172	20.675	223	231
15	2:10.587	27.549	184	38.219	175	1:04.819		229	35	1:26.635	27.651	185	38.312	174	20.672	223	231
16	1:31.324	32.470	183	38.380	174	20.474	221	227	36	1:26.743	27.727	185	38.329	173	20.687	222	230
17	1:25.579	27.156	186	37.959	177	20.464	221	228	37	1:26.406	27.591	184	38.212	174	20.603	223	231
18	1:25.394	27.039	185	37.827	175	20.528	221	229	38	1:25.844	27.466	186	37.914	172	20.464	223	230
19	1:25.851	27.222	185	38.131	178	20.498	222	228	39	1:26.362	27.443	186	38.151	170	20.768	223	230
20	1:25.289	27.053	186	37.818	179	20.418	222	229									

Lap	Time	SE1	SP1	SE2	SP2	SE3	SP3	TSP	Lap	Time	SE1	SP1	SE2	SP2	SE3	SP3	TSP
114 Siedler, AUT / Ortelli, MCO									theoretical besttime: 1:25.086								
1	1:45.480	36.092	183	45.066	155	24.322	157	225	21	1:26.316	27.455	186	38.501	172	20.360	225	234
2	2:31.539	54.910	81	1:04.542	122	32.087	147	111	22	1:25.726	27.328	184	37.917	175	20.481	225	233
3	2:34.845	56.893	77	1:04.458	114	33.494	111	100	23	1:25.831	27.494	184	37.850	178	20.487	225	232
4	2:17.272	49.696	78	58.025	157	29.551	163	131	24	1:25.766	27.313	185	38.024	174	20.429	225	233
5	2:13.884	46.930	100	57.263	147	29.691	166	141	25	1:25.690	27.414	185	37.777	177	20.499	225	232
6	1:59.371	41.795	91	51.833	129	25.743	224	192	26	1:27.051	27.532	184	38.269	165	21.250	222	233
7	1:27.980	28.061	184	38.964	164	20.955	225	233	27	1:25.828	27.432	185	37.932	172	20.464	225	232
8	1:26.716	27.667	186	38.342	168	20.707	225	233	28	1:25.894	27.497	185	37.899	175	20.498	225	232
9	1:26.412	27.546	186	38.294	171	20.572	225	234	29	1:25.966	27.513	184	37.947	172	20.506	225	233
10	1:26.519	27.576	186	38.217	170	20.726	225	234	30	1:26.505	27.724	185	38.221	173	20.560	225	234
11	1:26.266	27.563	184	38.088	171	20.615	225	234	31	1:26.448	27.579	185	38.240	176	20.629	226	233
12	1:26.264	27.523	186	38.184	168	20.557	225	234	32	1:26.653	27.738	186	38.330	170	20.585	225	233
13	1:26.449	27.534	185	38.058	171	20.857	225	234	33	1:26.582	27.667	185	38.295	170	20.620	225	233
14	1:26.240	27.716	186	38.009	170	20.515	226	233	34	1:26.913	27.953	185	38.337	173	20.623	225	233
15	2:22.797	27.874	184	38.147	169	1:16.776		233	35	1:26.835	27.826	183	38.432	170	20.577	225	233
16	1:31.353	32.681	185	38.105	171	20.567	222	230	36	1:26.653	27.795	185	38.293	171	20.565	226	233
17	1:25.629	27.189	185	38.007	174	20.433	223	232	37	1:26.753	27.871	184	38.180	172	20.702	226	234
18	1:25.312	27.211	185	37.807	174	20.294	225	232	38	1:26.744	27.904	184	38.150	175	20.690	226	234
19	1:25.434	27.303	185	37.617	179	20.514	225	233	39	1:26.728	27.760	184	38.316	174	20.652	225	233
20	1:25.562	27.175	187	37.909	178	20.478	225	232									

