

Blancpain GT Series Sprint Cup

Result List Free Practice 1

Provisional



Misano World Circuit, Length: 4226m
 Air temperature: 27.49°C
 Track temperature: 27.9°C
 Weather condition: Dry

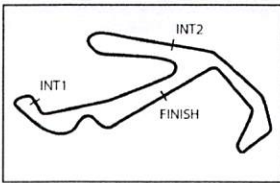
Friday, March 31, 2017 15:25:00

STEWARDS
 LOG NR 29

POSTED
 at 17:00

started : 34 classified : 32 not classified : 2

	Nr. Drivers	Team	Lap	Best Time	Gap	Diff	Kph	Day Time
	Cl. Car	Entrant						
1	84 F.Perera/M.Buhk Mercedes-AMG GT3	HTP Motorsport HTP Motorsport	15	1:32.927			163.7	16:38:45
2	66 G.Venturini/M.Mapelli Lamborghini Huracan GT3	Attempto Racing Attempto Racing	18	1:33.224	0.297	0.297	163.1	16:46:03
3	42 N.Leventis/L.Williamson SilverC McLaren 650 S GT3	Strakka Motorsport Strakka Motorsport	33	1:33.391	0.464	0.167	162.9	16:39:05
4	86 J.Eriksson/D.Baumann Mercedes-AMG GT3	Mercedes-AMG Team HTP Motorsport HTP Motorsport	3	1:33.456	0.529	0.065	162.7	16:14:34
5	85 F.Schiller/J.Szymkowiak SilverC Mercedes-AMG GT3	HTP Motorsport HTP Motorsport	28	1:33.747	0.820	0.291	162.2	16:33:18
6	63 C.Engelhart/M.Bortolotti Lamborghini Huracan GT3	GRT Grasser Racing Team GRT Grasser Racing Team	6	1:33.778	0.851	0.031	162.2	16:17:39
7	2 M.Winkelhock/W.Stevens Audi R8 LMS	Belgian Audi Club Team WRT Belgian Audi Club Team WRT	4	1:33.894	0.967	0.116	162.0	16:13:24
8	87 J.Beaubelique/J.Gounon PRO-A Mercedes-AMG GT3	AKKA ASP AKKA ASP	34	1:33.909	0.982	0.015	162.0	16:41:29
9	5 M.Fässler/D.Vanthoor Audi R8 LMS	Belgian Audi Club Team WRT Belgian Audi Club Team WRT	5	1:34.044	1.117	0.135	161.7	15:37:35
10	88 F.Serralles/D.Juncadella Mercedes-AMG GT3	AKKA ASP AKKA ASP	15	1:34.123	1.196	0.079	161.6	16:33:40
11	19 E.Perez Compagnon/N.Siedler Lamborghini Huracan GT3	GRT Grasser Racing Team GRT Grasser Racing Team	8	1:34.128	1.201	0.005	161.6	15:41:04
12	1 E.Ide/C.Mies Audi R8 LMS	Belgian Audi Club Team WRT Belgian Audi Club Team WRT	6	1:34.131	1.204	0.003	161.6	15:38:56
13	39 P.Bhironbhakdi/C.Van Dam PRO-A Ferrari 488 GT3	Kessel Racing TP12 Kessel Racing	37	1:34.140	1.213	0.009	161.6	16:46:15
14	11 M.Broniszewski/G.Piccini PRO-A Ferrari 488 GT3	Kessel Racing Kessel Racing	29	1:34.148	1.221	0.008	161.5	16:42:52
15	7 V.Abril/S.Kane Bentley Continental GT3	Bentley Team M-Sport Bentley Team M-Sport	5	1:34.256	1.329	0.108	161.4	16:16:17
16	90 M.Meadows/R.Marciello Mercedes-AMG GT3	AKKA ASP AKKA ASP	19	1:34.267	1.340	0.011	161.3	16:44:44
17	67 A.Zaugg/M.Van Splunteren SilverC Lamborghini Huracan GT3	Attempto Racing Attempto Racing	8	1:34.294	1.367	0.027	161.3	16:31:31
18	75 C.Schmid/F.Salaquarda Audi R8 LMS	ISR ISR	3	1:34.302	1.375	0.008	161.3	15:49:25
19	59 A.Watson/R.Bell McLaren 650 S GT3	Strakka Racing Strakka Racing	8	1:34.440	1.513	0.138	161.0	15:42:54
20	44 L.Hezemans/J.Kane McLaren 650 S GT3	Strakka Racing Strakka Racing	32	1:34.565	1.638	0.125	160.8	16:45:17
21	89 C.Bourret/J.Belloc PRO-A Mercedes-AMG GT3	AKKA ASP AKKA ASP	32	1:34.596	1.669	0.031	160.8	16:35:59
22	26 R.Monti/C.Haase Audi R8 LMS	Sainteloc Racing Sainteloc Racing	5	1:34.631	1.704	0.035	160.7	16:19:10
23	8 M.Soulet/A.Soucek Bentley Continental GT3	Bentley Team M-Sport Bentley Team M-Sport	9	1:34.747	1.820	0.116	160.5	16:24:04
24	74 F.Stippler/K.Cecccon Audi R8 LMS	ISR ISR	6	1:34.827	1.900	0.080	160.4	16:16:49
25	55 P.Quaife/L.Case SilverC Ferrari 488 GT3	AF Corse Spirit Of Race	39	1:34.833	1.906	0.006	160.4	16:44:10
26	27 G.Yacamán/F.Crestani Lamborghini Huracan GT3	Orange 1 Team Lazarus Orange 1 Team Lazarus	32	1:34.864	1.937	0.031	160.3	16:38:43



Blancpain GT Series Sprint Cup

Result List Free Practice 1

Provisional



Misano World Circuit, Length: 4226m
 Air temperature: 27.49°C
 Track temperature: 27.9°C
 Weather condition: Dry

Friday, March 31, 2017 15:25:00

started : 34 classified : 32 not classified : 2

Nr.	Drivers	Team	Lap	Best Time	Gap	Diff	Kph	Day Time
Cl.	Car	Entrant						
27	333 A.Matschull/D.Keilwitz PRO-A Ferrari 488 GT3	Rinaldi Racing Rinaldi Racing	27	1:34.989	2.062	0.125	160.1	16:26:54
28	99 T.Blomqvist/P.Eng BMW M6 GT3	Rowe Racing Rowe Racing	5	1:35.115	2.188	0.126	159.9	16:13:54
29	17 S.Leonard/J.Green Audi R8 LMS	Team WRT Team WRT	23	1:35.315	2.388	0.200	159.6	16:21:53
30	24 C.Wood/M.Helistekangas SilverC Lamborghini Reiter Gallardo R-EX	Reiter Young Stars Reiter Engineering	37	1:35.372	2.445	0.057	159.5	16:37:49
31	98 J.Krohn/M.Palittala BMW M6 GT3	Rowe Racing Rowe Racing	19	1:35.518	2.591	0.146	159.2	16:45:58
32	70 K.Heyer/Y.Mori PRO-A Mercedes-AMG GT3	Kornely Motorsport Kornely Motorsport	15	1:36.284	3.357	0.766	158.0	15:57:43

Not classified

3	P.Schothorst/D.Jake Audi R8 LMS	Team WRT Team WRT
58	B.Barnicoat/A.Parente McLaren 650 S GT3	Strakka Racing Strakka Racing

Classification limit: 120% Time: 1:51.512

Publications Time:

Subject to final scrutineering

Race Director:

Alain ADAM
 Race Director
 RACB 1632

Time Keeping:

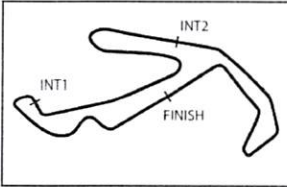
BLANCPAIN Timing

ver: 1.0

www.blancpain-gt-series.com

Page 2 / 2 printed: 31.3.2017 16:49





Blancpain GT Series Sprint Cup

Class Result List Free Practice 1

Provisional



Misano World Circuit, Length: 4226m

Air temperature: 27.49°C

Track temperature: 27.9°C

Weather condition: Dry

Friday, March 31, 2017 15:25:00

started : 34 classified : 32 not classified : 2

Nr. Drivers	Team	Lap	Best Time	Gap	Diff	Kph	Day Time
Car	Competitor						

CLASS: Silver Cup

Started: 5 Classified: 5

Not Classified: 0

1	42	N.Leventis/L.Williamson McLaren 650 S GT3	Strakka Motorsport Strakka Motorsport	33	1:33.391			162.9	16:39:05
2	85	F.Schiller/J.Szymkowiak Mercedes-AMG GT3	HTP Motorsport HTP Motorsport	28	1:33.747	0.356	0.356	162.2	16:33:18
3	67	A.Zaugg/M.Van Splunteren Lamborghini Huracan GT3	Attempto Racing Attempto Racing	8	1:34.294	0.903	0.547	161.3	16:31:31
4	55	P.Quaife/L.Case Ferrari 488 GT3	AF Corse Spirit Of Race	39	1:34.833	1.442	0.539	160.4	16:44:10
5	24	C.Wood/M.Helistekangas Lamborghini Reiter Gallardo R-EX	Reiter Young Stars Reiter Engineering	37	1:35.372	1.981	0.539	159.5	16:37:49

Classification limit: 120% Time: 1:52.069

CLASS: PRO-AM

Started: 6 Classified: 6

Not Classified: 0

1	87	J.Beaubelique/J.Gounon Mercedes-AMG GT3	AKKA ASP AKKA ASP	34	1:33.909			162.0	16:41:29
2	39	P.Bhirombhakdi/C.Van Dam Ferrari 488 GT3	Kessel Racing TP12 Kessel Racing	37	1:34.140	0.231	0.231	161.6	16:46:15
3	11	M.Broniszewski/G.Piccini Ferrari 488 GT3	Kessel Racing Kessel Racing	29	1:34.148	0.239	0.008	161.5	16:42:52
4	89	C.Bourret/J.Belloc Mercedes-AMG GT3	AKKA ASP AKKA ASP	32	1:34.596	0.687	0.448	160.8	16:35:59
5	333	A.Matschull/D.Keilwitz Ferrari 488 GT3	Rinaldi Racing Rinaldi Racing	27	1:34.989	1.080	0.393	160.1	16:26:54
6	70	K.Heyer/Y.Mori Mercedes-AMG GT3	Kornely Motorsport Kornely Motorsport	15	1:36.284	2.375	1.295	158.0	15:57:43

Classification limit: 120% Time: 1:52.690

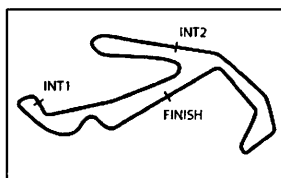
Subject to final scrutineering!

Race Director:

Alain ADAM
Race Director
RACB 1632

Time Keeping:

Publications Time:



Blancpain GT Series Sprint Cup



Sector Times Free Practice 1

Provisional

Misano World Circuit, Length: 4226m
Air temperature: 27.49°C
Track temperature: 27.9°C
Weather condition: Dry

Friday, March 31, 2017 15:25:00

Lap	Time	SE1	SP1	SE2	SP2	SE3	SP3	TSP
1	Theoretical best: 1:33.989							

Ide, BEL / Mies, DEU

1	2:48.550	1:34.346	128	37.757	214	36.447	203	
2	1:35.661	25.676	132	36.526	215	33.459	205	
3	1:47.036	25.074	130	36.511	215	45.451		
4	4:35.474	3:22.209	133	37.199	216	36.066	205	
5	1:34.653	24.913	132	36.393	216	33.347	205	
6	1:34.131	24.396	135	36.361	216	33.374	200	
7	1:38.133	25.077	132	37.111	214	35.945	204	
8	1:45.253	24.677	135	36.444	215	44.132		
9	7:55.021	6:43.168	128	37.875	213	33.978	204	
10	1:34.823	24.734	132	36.427	214	33.662	204	
11	1:35.025	24.735	126	36.634	215	33.656	204	
12	1:34.975	24.994	134	36.561	215	33.420	204	
13	1:35.064	25.082	132	36.454	216	33.528	204	
14	1:34.988	24.849	130	36.517	216	33.622	204	
15	1:35.235	24.778	132	36.680	216	33.777	204	
16	1:46.978	25.462	132	36.811	217	44.705		
17	8:59.202	7:46.738	128	37.661	213	34.803	200	
18	1:35.121	24.884	135	36.526	216	33.711	201	
19	1:45.987	25.203	129	36.582	216	44.202		
20	6:34.903	5:24.087	128	36.917	214	33.899	203	
21	1:34.591	24.802	134	36.557	215	33.232	204	
22	1:43.921	24.716	132	36.717	215	42.488		
23	15:50.726	14:39.111	131	36.940	215	34.675	200	
24	1:34.692	24.740	134	36.435	216	33.517	204	
25	1:36.386	25.009	125	36.763	216	34.614	204	
26	1:34.689	24.783	133	36.410	216	33.496	201	
27	1:34.515	24.869	133	36.367	216	33.279	204	

Lap	Time	SE1	SP1	SE2	SP2	SE3	SP3	TSP
4	3:31.752	2:16.203	128	36.752	216	38.797	202	
5	1:34.044	24.666	134	36.125	217	33.253	206	
6	1:36.365	24.650	134	36.717	216	34.998	205	
7	1:35.739	24.727	127	36.596	216	34.416	204	
8	1:35.077	25.434	129	36.285	216	33.358	204	
9	1:34.099	24.530	134	36.185	216	33.384	205	
10	1:45.417	24.690	134	36.270	216	44.457		
11	8:56.872	7:45.941	122	37.230	215	33.701	204	
12	1:44.072	25.236	130	45.335	215	33.501	204	
13	1:34.853	24.439	134	36.074	217	34.340	204	
14	1:35.001	24.556	136	36.236	216	34.209	206	
15	1:47.777	24.573	132	36.287	215	46.917		
16	6:33.698	5:11.901	107	42.073	205	39.724	188	
17	1:38.681	26.996	123	37.552	213	34.133	204	
18	1:35.135	24.811	136	36.671	216	33.653	204	
19	1:34.857	24.791	134	36.356	216	33.710	202	
20	1:38.307	25.210	133	36.509	216	36.588	203	
21	1:35.704	25.413	132	36.537	216	33.754	203	
22	1:44.825	24.828	133	36.997	216	43.000		
23	11:38.715	10:26.723	128	37.626	195	34.366	203	
24	1:35.867	25.002	134	36.863	215	34.002	201	
25	1:35.315	25.008	133	36.510	216	33.797	201	
26	1:35.724	24.969	133	36.981	216	33.774	204	
27	1:47.033	25.381	134	37.090	216	44.562		
28	6:42.880	5:29.810	134	37.716	215	35.354	201	
29	1:35.473	24.820	134	36.970	216	33.683	204	
30	1:35.504	24.976	133	36.754	215	33.774	204	

7 Theoretical best: 1:33.991

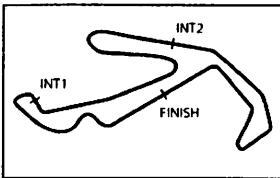
Abril, MCO / Kane, GBR

1	42:33.680	41:05.960	112	39.916	215	47.804		
2	3:58.785	2:45.796	127	37.855	216	35.134	204	
3	1:35.314	24.814	131	36.834	217	33.666	207	
4	1:34.734	24.647	131	36.425	217	33.662	209	
5	1:34.256	24.483	132	36.442	218	33.331	207	
6	1:34.273	24.477	134	36.433	216	33.363	209	
7	1:34.587	24.560	133	36.481	219	33.546	209	
8	1:48.195	26.165	126	37.098	218	44.932		
9	4:48.283	3:36.393	124	37.676	217	34.214	207	
10	1:35.158	24.982	132	36.537	218	33.639	207	
11	1:34.981	25.124	132	36.562	219	33.295	208	
12	1:34.644	24.759	136	36.277	219	33.608	207	
13	1:34.622	24.923	133	36.219	219	33.480	207	
14	1:42.749	26.421	120	40.852	210	35.476	207	
15	1:34.389	24.774	132	36.246	219	33.369	207	
16	1:50.662	24.824	134	38.155	219	47.683		

8 Theoretical best: 1:34.478

Soulet, BEL / Soucek, ESP

1	42:21.529	41:06.314	117	38.980	211	36.235	207	
2	1:35.051	24.947	135	36.568	218	33.536	209	
3	1:39.614	26.915	123	37.935	216	34.764	207	
4	1:35.163	25.133	139	36.650	217	33.380	208	
5	1:45.284	24.815	135	36.511	219	43.958		
6	5:22.471	4:04.973	128	43.156	188	34.342	207	
7	1:34.913	24.866	136	36.677	218	33.370	206	
8	1:34.869	24.715	135	36.606	218	33.548	204	
9	1:34.747	24.701	136	36.627	219	33.419	206	
10	1:34.897	24.644	135	36.797	219	33.456	207	
11	1:45.881	24.846	135	37.039	219	43.996		
12	3:33.226	2:21.511	128	37.712	218	34.003	204	



Blancpain GT Series Sprint Cup



Sector Times Free Practice 1

Provisional

Misano World Circuit, Length: 4226m
Air temperature: 27.49°C
Track temperature: 27.9°C
Weather condition: Dry

Friday, March 31, 2017 15:25:00

Lap	Time	SE1	SP1	SE2	SP2	SE3	SP3	TSP
7	1:37.146	25.768	126	37.022	215	34.356	204	
8	1:36.802	25.609	130	36.973	216	34.220	204	
9	1:36.987	25.553	128	37.045	215	34.389	204	
10	1:51.172	25.854	129	37.225	215	48.093		
11	4:17.840	3:05.689	125	37.429	215	34.722	204	
12	1:38.015	25.596	129	37.046	217	35.373	202	
13	1:36.977	25.462	125	37.163	215	34.352	204	
14	1:36.785	25.614	125	37.003	216	34.168	205	
15	1:36.284	25.277	129	36.975	216	34.032	205	
16	1:49.436	25.540	131	37.358	214	46.538		
17	5:04.055	3:45.709	120	38.944	215	39.402	201	
18	1:43.537	26.629	121	38.387	216	38.521	203	
19	1:47.447	31.686	110	38.834	216	36.927	203	
20	1:42.987	27.454	116	38.890	215	36.643	203	
21	1:43.422	26.786	121	38.225	215	38.411	171	
22	1:40.706	26.987	111	38.066	218	35.653	204	
23	2:00.156	28.205	122	39.285	217	52.666		
24	6:52.526	5:37.323	114	39.135	213	36.068	201	
25	1:41.514	27.512	123	37.935	214	36.067	203	
26	1:40.531	26.645	121	37.841	215	36.045	203	
27	1:38.859	26.180	121	37.464	217	35.215	204	
28	1:41.502	26.131	113	39.325	217	36.046	202	
29	1:41.406	26.019	124	38.761	190	36.626	196	
30	1:41.937	26.804	126	39.911	216	35.222	202	
31	1:39.050	25.916	129	37.775	217	35.359	204	
32	1:41.379	27.171	123	38.045	217	36.163	204	
33	1:40.551	27.032	119	38.487	216	35.032	204	
34	1:55.466	25.787	126	37.677	217	52.002		

Lap	Time	SE1	SP1	SE2	SP2	SE3	SP3	TSP
13	1:36.260	25.013	131	36.415	216	34.832	204	
14	1:34.562	24.864	130	36.344	216	33.354	203	
15	1:34.882	25.070	130	36.403	217	33.409	204	
16	1:49.229	24.971	130	36.399	216	47.859		
17	9:21.972	8:07.925	117	37.893	214	36.154	199	
18	1:41.519	27.305	125	39.382	205	34.832	204	
19	1:45.932	25.980	129	39.894	192	40.058	157	
20	1:56.248	30.388	131	37.483	217	48.377		
21	5:58.952	4:44.269	121	39.559	214	35.124	202	
22	1:38.183	26.136	125	37.843	214	34.204	202	
23	1:45.341	24.975	133	36.373	216	43.993	204	
24	1:58.305	28.066	130	37.015	216	53.224		

84 Theoretical best: 1:32.893

Perera, FRA / Buhk, DEU								
1	45:11.595	43:56.903	114	39.017	208	35.675	202	
2	1:35.125	24.756	126	36.517	216	33.852	205	
3	1:33.869	24.268	127	36.331	218	33.270	203	
4	1:33.870	24.186	130	36.182	218	33.502	203	
5	1:33.565	24.435	130	36.006	218	33.124	206	
6	1:34.098	24.813	131	36.040	217	33.245	203	
7	1:33.419	24.279	131	35.942	218	33.198	204	
8	1:44.665	24.493	130	36.434	218	43.738		
9	7:57.046	6:41.712	121	41.142	216	34.192	205	
10	1:34.021	24.663	126	36.194	218	33.164	205	
11	1:33.565	24.523	128	36.008	219	33.034	204	
12	1:35.598	24.563	128	36.671	219	34.364	206	
13	1:33.568	24.211	128	36.227	219	33.130	204	
14	1:38.437	25.710	116	37.834	217	34.893	206	
15	1:32.927	24.165	132	35.976	219	32.786	207	
16	1:45.088	24.510	129	36.621	218	43.957		

74 Theoretical best: 1:34.553

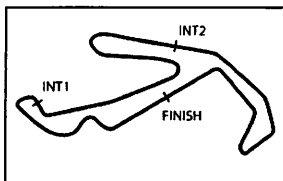
Stippler, DEU / Cecon, ITA								
1	43:46.236	42:25.444	111	42.624	207	38.168	203	
2	1:35.820	25.521	130	36.699	214	33.600	204	
3	1:34.863	24.805	130	36.392	215	33.666	203	
4	1:41.974	24.965	131	36.390	216	40.619	205	
5	1:34.923	24.820	130	36.519	216	33.584	202	
6	1:34.827	24.749	131	36.659	215	33.419	204	
7	1:44.992	24.744	131	36.809	216	43.439		
8	8:32.251	7:19.058	102	38.668	213	34.525	200	
9	1:38.158	25.876	124	37.772	213	34.510	199	
10	1:48.233	25.230	127	36.576	216	46.427		
11	7:13.795	6:01.197	126	38.604	214	33.994	203	
12	1:36.214	25.679	127	36.920	217	33.615	205	
13	1:35.323	25.135	130	36.496	216	33.692	200	
14	1:35.696	25.235	126	36.762	216	33.699	202	
15	1:45.351	25.293	128	36.686	216	43.372		

75 Theoretical best: 1:34.111

Schmid, AUT / Salasquarda, CZE								
1	21:12.370	20:00.737	116	38.147	215	33.486	205	
2	1:38.431	25.019	129	36.250	216	37.162	204	
3	1:34.302	24.602	131	36.284	216	33.416	205	
4	1:39.317	24.850	130	39.316	208	35.151	203	
5	1:50.629	24.913	132	36.335	216	49.381		
6	5:19.146	4:09.218	129	36.527	214	33.401	205	
7	1:34.669	24.738	133	36.531	215	33.400	204	
8	1:34.363	24.817	129	36.287	215	33.259	204	
9	1:40.375	26.088	110	38.012	214	36.275	203	
10	1:34.784	24.922	129	36.516	216	33.346	205	
11	1:53.315	26.783	125	37.315	216	49.217		
12	6:22.604	5:10.184	128	36.999	215	35.421	204	

85 Theoretical best: 1:33.684

Schiller, DEU / Szymkowiak, NLD								
1	2:54.870	1:43.018	127	37.677	212	34.175	201	
2	1:35.106	24.950	135	36.567	214	33.589	202	
3	1:44.939	24.667	135	36.552	214	43.720		
4	4:00.585	2:49.599	135	37.280	214	33.706	201	
5	1:34.211	24.599	136	36.321	216	33.291	205	
6	1:34.462	24.830	136	36.386	215	33.246	204	
7	1:35.021	24.797	136	36.310	216	33.914	196	
8	1:35.271	24.895	135	36.633	217	33.743	206	
9	1:34.992	24.700	134	36.751	215	33.541	204	
10	1:44.398	24.991	133	36.497	215	42.910		
11	3:32.422	2:19.406	130	38.067	212	34.949	203	
12	1:35.212	24.617	137	36.957	214	33.638	199	
13	1:34.970	24.741	138	36.684	215	33.545	204	
14	1:35.324	25.016	138	36.757	216	33.551	204	
15	1:44.890	24.766	134	36.662	215	43.462		
16	4:31.898	3:20.881	131	36.831	215	34.186	202	
17	1:36.255	25.760	140	36.673	216	33.822	206	
18	1:34.746	24.802	129	36.373	217	33.571	204	
19	1:34.548	24.599	135	36.571	216	33.378	205	
20	1:43.657	24.539	137	36.353	216	42.765		
21	14:54.955	13:45.237	132	36.461	215	33.257	206	
22	1:34.215	24.819	134	36.163	216	33.233	205	
23	1:34.097	24.608	135	36.404	216	33.085	206	
24	1:34.544	24.608	138	36.333	217	33.603	207	
25	1:35.874	24.548	136	36.422	219	34.904	207	
26	1:44.584	24.849	135	36.576	218	43.159		
27	2:48.331	1:38.142	132	36.650	216	33.539	203	
28	1:33.747	24.564	139	36.060	218	33.123	206	



Blancpain GT Series Sprint Cup

Sector Times Free Practice 1



Provisional

Misano World Circuit, Length: 4226m

Air temperature: 27.49°C

Track temperature: 27.9°C

Weather condition: Dry

Friday, March 31, 2017 15:25:00

Lap	Time	SE1	SP1	SE2	SP2	SE3	SP3	TSP
29	1:34.115	24.643	135	36.193	217	33.279	204	
30	1:35.217	24.611	135	36.419	217	34.187	206	
31	1:34.221	24.579	134	36.296	217	33.346	204	
32	1:35.097	24.795	138	36.664	218	33.638	204	
33	1:35.265	24.898	131	36.633	218	33.734	205	
34	1:44.822	24.833	134	36.523	219	43.466		

Lap	Time	SE1	SP1	SE2	SP2	SE3	SP3	TSP
33	2:00.138	26.466	114	57.280	114	36.392	205	
34	1:33.909	24.365	140	36.376	218	33.168	204	
35	1:34.321	24.501	140	36.409	218	33.411	204	
36		24.590	139	36.640	217			

86

Theoretical best: 1:33.384

Eriksson, FIN / Baumann, AUT

Lap	Time	SE1	SP1	SE2	SP2	SE3	SP3	TSP
1	46:25.512	45:07.540	109	39.684	214	38.288	204	
2	1:34.535	24.881	132	36.305	217	33.349	208	
3	1:33.456	24.492	137	35.867	217	33.097	207	
4	1:33.686	24.612	135	36.017	218	33.057	204	
5	1:33.699	24.540	133	35.878	219	33.281	207	
6	1:42.847	24.756	136	40.634	212	37.457	207	
7	1:43.378	24.506	135	35.985	218	42.887		
8	8:41.402	7:28.326	123	38.790	216	34.286	204	
9	1:34.847	24.754	135	36.482	217	33.611	201	
10	1:34.348	24.601	137	36.183	219	33.564	205	
11	1:37.467	25.559	138	38.334	217	33.574	206	
12	1:34.497	24.843	136	36.384	218	33.270	207	
13	1:33.934	24.460	136	36.281	218	33.193	204	
14	1:33.661	24.485	136	36.005	219	33.171	206	
15	1:33.746	24.487	137	36.127	218	33.132	206	
16	1:34.206	24.703	138	36.247	218	33.256	206	
17	1:33.874	24.643	136	36.135	218	33.096	203	
18	1:33.981	24.786	137	36.085	219	33.110	207	

87

Theoretical best: 1:33.839

Beaubelique, FRA / Gounon, FRA

Lap	Time	SE1	SP1	SE2	SP2	SE3	SP3	TSP
1	1:14.763					1:14.763		
2	2:17.048	51.726	101	42.694	194	42.628	202	
3	1:39.642	26.744	121	37.805	214	35.093	204	
4	3:44.089	30.036	103	46.399	171	2:27.654		
5	1:59.683	46.991	122	38.090	215	34.602	203	
6	1:37.955	25.880	131	37.534	217	34.541	204	
7	1:36.677	25.105	130	37.397	216	34.175	204	
8	1:37.181	25.146	132	37.693	215	34.342	204	
9	1:38.603	26.672	126	37.680	216	34.251	204	
10	1:36.984	25.418	127	37.438	216	34.128	204	
11	4:19.465	28.966	105	39.822	215	3:10.677		
12	1:59.003	47.947	130	37.145	216	33.911	204	
13	1:35.315	25.050	139	36.515	217	33.750	206	
14	1:34.666	24.587	136	36.570	217	33.509	206	
15	1:34.926	24.886	135	36.406	217	33.634	206	
16	1:34.716	24.763	136	36.443	217	33.510	207	
17	8:50.650	24.899	137	36.595	218	7:49.156		
18	2:02.132	48.438	121	38.364	213	35.330	201	
19	1:36.974	25.431	130	37.134	216	34.409	204	
20	1:38.577	25.253	129	39.010	213	34.314	204	
21	1:37.238	25.429	123	37.624	214	34.185	199	
22	1:37.048	25.391	131	37.450	216	34.207	200	
23	1:36.688	25.061	131	37.438	215	34.189	203	
24	1:36.483	25.160	131	37.375	214	33.948	204	
25	4:05.930	25.704	123	37.594	214	3:02.632		
26	1:56.978	46.597	133	36.662	216	33.719	205	
27	1:35.260	24.949	137	36.751	216	33.560	206	
28	1:34.733	24.554	137	36.541	218	33.638	205	
29	1:34.416	24.710	136	36.361	218	33.345	205	
30	6:00.238	25.051	134	36.612	217	4:58.575		
31	2:16.183	48.868	117	50.267	75	37.048	204	
32	1:34.166	24.488	134	36.306	217	33.372	207	

88

Theoretical best: 1:33.546

Serralles, PRT / Juncadella, ESP

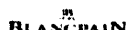
Lap	Time	SE1	SP1	SE2	SP2	SE3	SP3	TSP
1	40:18.962					40:18.962		
2	2:08.966	53.525	115	39.708	206	35.733	204	
3	1:35.842	25.502	136	36.687	216	33.653	204	
4	1:34.888	24.563	137	36.634	216	33.691	200	
5	1:34.640	24.743	134	36.292	216	33.605	204	
6	1:34.338	24.350	140	36.465	216	33.523	203	
7	2:49.362	24.379	135	36.470	216	1:48.513		
8	1:59.032	47.491	123	37.690	213	33.851	205	
9	1:34.587	24.912	130	36.490	216	33.185	206	
10	1:34.150	24.699	130	36.457	216	32.994	205	
11	1:39.156	26.051	129	36.780	216	36.325	204	
12	5:09.766	26.275	132	36.786	216	4:06.705		
13	1:57.417	46.069	126	37.196	214	34.152	204	
14	1:34.414	24.816	132	36.315	216	33.283	204	
15	1:34.123	24.486	129	36.436	217	33.201	206	
16	1:34.213	24.718	130	36.348	216	33.147	205	
17	2:49.521	24.486	133	36.637	217	1:48.398		
18	1:58.294	48.003	131	36.607	216	33.684	204	
19	1:35.803	25.716	135	36.202	217	33.885	204	
20	1:34.840	24.408	135	36.354	216	34.078	204	
21	1:34.376	24.492	132	36.355	216	33.529	203	
22	1:38.105	24.483	134	36.578	215	37.044	198	

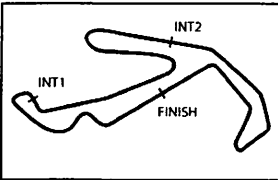
89

Theoretical best: 1:34.380

Bourret, FRA / Belloc, FRA

Lap	Time	SE1	SP1	SE2	SP2	SE3	SP3	TSP
1	1:44.206					1:44.206		
2	2:11.272	51.245	109	42.851	205	37.176	201	
3	4:31.477	38.743	113	39.283	213	3:13.451		
4	2:01.699	47.266	123	39.156	214	35.277	200	
5	1:38.051	25.807	127	37.489	215	34.755	201	
6	1:37.667	25.648	125	37.574	215	34.445	203	
7	1:37.392	25.264	133	37.208	216	34.920	202	
8	1:37.432	25.653	128	37.248	215	34.531	200	
9	1:37.358	25.518	132	37.412	214	34.428	202	
10	1:37.210	25.285	128	37.340	214	34.585	201	
11	7:14.669	27.060	114	38.794	213	6:08.815		
12	2:00.726	47.448	123	38.306	212	34.972	200	
13	1:40.052	25.851	128	38.971	215	35.230	202	
14	1:38.696	26.160	129	37.632	214	34.904	202	
15	1:40.441	25.942	128	37.888	212	36.611	200	
16	1:41.609	26.918	124	38.516	204	36.175	199	
17	1:38.589	26.050	125	37.824	215	34.715	203	
18	1:38.150	26.002	129	37.590	214	34.558	200	
19	1:37.121	25.397	129	37.375	214	34.349	204	
20	5:36.307	27.594	122	39.096	213	4:29.617		
21	2:00.204	47.870	125	37.707	214	34.627	201	
22	1:35.813	25.375	133	36.801	216	33.637	204	
23	1:35.486	25.127	129	36.878	216	33.481	204	
24	1:34.886	24.700	134	36.600	216	33.586	205	
25	1:38.013	25.059	132	36.673	216	36.281	204	
26	1:34.664	24.756	131	36.449	216	33.459	204	
27	1:35.885	25.068	133	37.068	216	33.749	204	
28	6:02.402	25.218	129	36.681	217	5:00.503		
29	1:56.806	46.612	127	36.762	215	33.432	201	
30	1:34.725	24.649	135	36.792	216	33.284	204	





Blancpain GT Series Sprint Cup

Sector Times Free Practice 1

Provisional



Misano World Circuit, Length: 4226m

Air temperature: 27.49°C

Track temperature: 27.9°C

Weather condition: Dry

Friday, March 31, 2017 15:25:00

Lap	Time	SE1	SP1	SE2	SP2	SE3	SP3	TSP
31	1:34.976	25.245	135	36.449	217	33.282	204	
32	1:34.596	24.677	134	36.498	216	33.421	204	
33	1:37.710	24.921	136	36.625	217	36.164	204	
34	1:35.166	24.837	130	36.711	217	33.618	200	
35	1:34.905	24.781	134	36.826	216	33.298	204	
36		24.946	136	37.224	216			

Lap	Time	SE1	SP1	SE2	SP2	SE3	SP3	TSP
7	8:27.030	7:13.439	129	38.360	210	35.231	200	
8	1:37.992	25.590	133	37.761	210	34.641	200	
9	1:36.983	25.361	132	37.443	211	34.179	200	
10	1:36.254	25.069	132	37.161	212	34.024	200	
11	1:37.317	25.858	132	37.160	210	34.299	200	
12	1:48.359	25.525	131	37.235	212	45.599		
13	4:04.064	2:51.268	131	37.314	212	35.482	200	
14	1:37.885	25.578	132	37.683	194	34.624	201	
15	1:36.237	25.100	132	37.166	212	33.971	199	
16	1:36.036	25.060	131	37.113	212	33.863	199	
17	1:36.772	24.885	133	37.696	212	34.191	201	
18	1:36.066	24.838	132	37.153	211	34.075	200	
19	1:36.014	25.003	134	37.046	212	33.965	200	

90 Theoretical best: 1:34.042

Meadows, GBR / Marciello, ITA

1	41:34.852					41:34.852		
2	2:06.169	51.048	117	38.633	211	36.488	200	
3	1:35.231	24.886	135	36.718	216	33.627	204	
4	1:36.929	24.846	135	36.712	191	35.371	205	
5	1:34.999	25.028	133	36.535	216	33.436	205	
6	1:34.991	24.771	131	36.824	216	33.396	204	
7	4:15.906	24.741	135	36.750	215	3:14.415		
8	2:03.412	49.278	119	40.008	214	34.126	204	
9	1:35.334	24.830	136	36.718	216	33.786	204	
10	1:37.600	25.082	123	38.154	210	34.364	204	
11	1:34.496	24.602	135	36.510	216	33.384	203	
12	1:34.885	24.776	134	36.334	217	33.775	200	
13	5:16.032	24.694	136	36.457	216	4:14.881		
14	1:56.746	46.321	128	37.014	216	33.411	204	
15	1:34.726	24.531	136	36.410	217	33.785	204	
16	3:04.698	24.494	136	36.980	216	2:03.224		
17	1:57.637	47.051	130	36.991	216	33.595	204	
18	1:34.887	24.765	136	36.520	216	33.602	204	
19	1:34.267	24.602	134	36.451	216	33.214	204	
20		24.721	137	36.725	216			

333 Theoretical best: 1:34.699

Matschull, DEU / Keilwitz, DEU

1	3:30.679	2:11.006	107	40.140	213	39.533	201	
2	1:40.214	25.815	126	37.692	213	36.707	205	
3	2:00.900	26.333	120	38.242	213	56.325		
4	6:07.921	4:53.286	120	38.155	212	36.480	204	
5	1:37.700	25.330	131	37.463	213	34.907	207	
6	1:38.491	25.476	125	37.628	213	35.387	202	
7	1:36.434	25.097	132	36.813	214	34.524	200	
8	1:37.022	25.492	128	36.835	215	34.695	202	
9	1:39.269	25.983	125	38.583	216	34.703	202	
10	1:36.977	25.389	126	36.936	214	34.652	202	
11	1:50.635	25.392	132	36.951	215	48.292		
12	4:47.189	3:33.506	119	38.684	216	34.999	205	
13	1:37.357	25.235	130	37.637	215	34.485	204	
14	1:37.777	25.193	132	36.837	215	35.747	204	
15	1:36.333	25.126	132	36.902	215	34.305	200	
16	1:41.745	25.860	128	40.550	197	35.335	205	
17	1:38.619	25.351	124	38.141	215	35.127	206	
18	1:38.126	25.311	130	37.009	216	35.806	204	
19	1:36.561	25.190	128	37.188	216	34.183	206	
20	1:37.280	25.224	129	36.811	216	35.245	204	
21	1:36.182	25.015	133	36.812	215	34.355	203	
22	1:51.105	25.391	125	37.347	214	48.367		
23	9:17.552	8:06.401	126	37.079	214	34.072	204	
24	1:35.920	24.974	134	36.524	214	34.422	204	
25	1:35.801	25.571	136	36.595	215	33.635	204	
26	1:35.329	24.888	132	36.722	216	33.719	200	
27	1:34.989	24.920	136	36.618	216	33.451	205	
28	1:35.282	25.000	134	36.559	216	33.723	203	
29	1:49.033	24.993	136	36.680	215	47.360		
30	6:04.268	4:53.826	134	36.855	217	33.587	204	
31	1:37.960	25.050	135	36.480	217	36.430	204	
32	1:35.202	24.768	136	36.671	216	33.763	204	
33	1:35.349	24.909	134	36.588	217	33.852	203	
34	1:38.772	25.088	131	36.599	219	37.085	204	
35	1:35.072	24.820	133	36.546	216	33.706	202	
36	1:46.927	24.902	132	36.563	217	45.462		

98 Theoretical best: 1:35.408

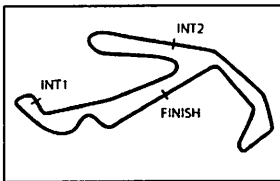
Krohn, FIN / Palttala, FIN

1	42:18.166	41:02.944	122	39.015	209	36.207	200	
2	1:38.069	25.779	128	37.340	210	34.950	199	
3	1:36.555	25.304	130	36.811	212	34.440	201	
4	1:50.134	25.086	127	37.011	213	48.037		
5	6:02.801	4:48.551	127	38.261	211	35.989	196	
6	1:36.597	25.288	130	37.095	213	34.214	198	
7	1:35.813	25.012	133	36.848	212	33.953	201	
8	1:36.199	25.084	129	37.064	212	34.051	202	
9	1:37.843	25.246	129	37.081	212	35.516	203	
10	2:49.298	25.435	130	37.001	212	1:46.862		
11	5:26.050	4:13.959	134	37.992	211	34.099	202	
12	1:37.078	25.667	131	37.304	213	34.107	201	
13	1:36.956	25.250	129	37.403	214	34.303	203	
14	1:36.590	25.301	133	37.040	214	34.249	202	
15	1:35.838	25.003	133	37.129	214	33.706	201	
16	1:35.788	25.124	131	36.877	214	33.787	202	
17	1:37.141	25.900	127	37.045	215	34.196	204	
18	1:35.778	25.211	130	36.826	213	33.741	204	
19	1:35.518	25.029	131	36.895	214	33.594	203	

99 Theoretical best: 1:34.955

Blomqvist, GBR / Eng, AUT

1	42:31.530	41:15.620	125	38.970	201	36.940	202	
2	1:36.166	25.129	137	37.276	212	33.761	198	
3	1:35.329	24.580	135	36.907	213	33.842	201	
4	1:35.409	24.583	136	37.096	213	33.730	202	
5	1:35.115	24.504	135	36.721	213	33.890	196	
6	1:49.033	24.638	134	36.968	211	47.427		



Blancpain GT Series Sprint Cup

Pit Stops Free Practice 1

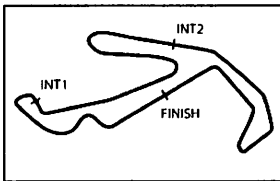
Provisional



Misano World Circuit, Length: 4226m
 Air temperature: 27.49°C
 Track temperature: 27.9°C
 Weather condition: Dry

Friday, March 31, 2017 15:25:00

Nr	Driver in	Day time in	Time in	Driver out	Day time out	Time out	Reasor	Nett Time
55	Phil Quaife	15:26:58.543	1:58.493	Phil Quaife	15:33:52.751	8:52.701		6:54.208
39	Piti Bhirombhakdi	15:27:45.500	2:45.450	Piti Bhirombhakdi	15:29:56.038	4:55.988		2:10.538
17	Stuart Leonard	15:28:25.419	3:25.369	Stuart Leonard	15:30:09.478	5:09.428		1:44.059
3	Pieter Schothorst	15:28:30.303	3:30.253					
70	Kenneth Heyer	15:29:53.217	4:53.167	Kenneth Heyer	15:33:50.822	8:50.772		3:57.605
89	Christophe Bourret	15:30:55.377	5:55.327	Christophe Bourret	15:33:55.661	8:55.611		3:00.284
59	Andrew Watson	15:30:57.139	5:57.089	Andrew Watson	15:35:05.923	10:05.873		4:08.784
1	Enzo Ide	15:30:59.737	5:59.687	Enzo Ide	15:34:16.302	9:16.252		3:16.565
85	Jules Szymkowiak	15:31:03.647	6:03.597	Jules Szymkowiak	15:33:47.723	8:47.673		2:44.076
42	Nick Leventis	15:31:19.667	6:19.617	Nick Leventis	15:38:32.046	13:31.996		7:12.379
39	Piti Bhirombhakdi	15:31:37.164	6:37.114	Piti Bhirombhakdi	15:33:49.382	8:49.332		2:12.218
17	Stuart Leonard	15:31:42.654	6:42.604	Stuart Leonard	15:34:34.945	9:34.895		2:52.291
27	Fabrizio Crestani	15:31:49.927	6:49.877	Fabrizio Crestani	15:36:39.868	11:39.818		4:49.941
333	Alexander Matschull	15:31:55.586	6:55.536	Alexander Matschull	15:36:46.306	11:46.256		4:50.720
87	Jean-Luc Beaubelique	15:32:10.552	7:10.502	Jean-Luc Beaubelique	15:34:23.816	9:23.766		2:13.264
19	EzequielPerezCompanc	15:32:12.109	7:12.059	EzequielPerezCompanc	15:34:50.712	9:50.662		2:38.603
5	Dries Vanthoor	15:32:17.537	7:17.487	Dries Vanthoor	15:34:27.938	9:27.888		2:10.401
44	Loris Hezemans	15:32:18.506	7:18.456	Loris Hezemans	15:34:43.792	9:43.742		2:25.286
11	Michal Broniszewski	15:32:20.261	7:20.211	Michal Broniszewski	15:34:13.163	9:13.113		1:52.902
24	Caitlin Wood	15:32:33.809	7:33.759	Caitlin Wood	15:34:18.294	9:18.244		1:44.485
11	Michal Broniszewski	15:42:03.861	17:03.811	Michal Broniszewski	15:45:53.002	20:52.952		3:49.141
1	Enzo Ide	15:42:07.500	17:07.450	Enzo Ide	15:48:44.523	23:44.473		6:37.023
27	Fabrizio Crestani	15:43:00.726	18:00.676	Fabrizio Crestani	15:48:57.037	23:56.987		5:56.311
85	Jules Szymkowiak	15:44:42.559	19:42.509	Fabian Schiller	15:46:54.545	21:54.495		2:11.986
39	Piti Bhirombhakdi	15:45:15.758	20:15.708	Piti Bhirombhakdi	15:47:36.032	22:35.982		2:20.274
5	Dries Vanthoor	15:45:30.339	20:30.289	Dries Vanthoor	15:53:08.333	28:08.283		7:37.994
87	Jean-Luc Beaubelique	15:45:47.046	20:46.996	Jean-Luc Beaubelique	15:48:50.467	23:50.417		3:03.421
70	Kenneth Heyer	15:46:45.530	21:45.480	Kenneth Heyer	15:49:44.682	24:44.632		2:59.152
89	Christophe Bourret	15:46:56.826	21:56.776	Christophe Bourret	15:52:56.762	27:56.712		5:59.936
17	Stuart Leonard	15:47:13.685	22:13.635	Stuart Leonard	15:51:37.221	26:37.171		4:23.536
44	Loris Hezemans	15:47:22.031	22:21.981	Loris Hezemans	15:55:47.764	30:47.714		8:25.733
19	EzequielPerezCompanc	15:47:29.190	22:29.140	EzequielPerezCompanc	15:51:32.750	26:32.700		4:03.560
59	Andrew Watson	15:47:42.566	22:42.516	Andrew Watson	15:57:31.193	32:31.143		9:48.627
55	Phil Quaife	15:48:21.959	23:21.909	Phil Quaife	15:50:59.320	25:59.270		2:37.361
42	Nick Leventis	15:49:34.190	24:34.140	Nick Leventis	15:51:17.521	26:17.471		1:43.331
333	Alexander Matschull	15:49:44.888	24:44.838	Alexander Matschull	15:53:11.150	28:11.100		3:26.262
24	Caitlin Wood	15:52:26.793	27:26.743	Marko Helistekangas	15:54:52.530	29:52.480		2:25.737
75	Filip Salaquarda	15:52:43.418	27:43.368	Filip Salaquarda	15:56:46.234	31:46.184		4:02.816
11	Michal Broniszewski	15:53:44.928	28:44.878	Michal Broniszewski	15:57:57.494	32:57.444		4:12.566
85	Fabian Schiller	15:54:45.288	29:45.238	Fabian Schiller	15:58:00.380	33:00.330		3:15.092
26	Romain Monti	15:55:10.894	30:10.844					
87	Jules Gounon	15:58:15.112	33:15.062	Jean-Luc Beaubelique	16:06:00.679	41:00.629		7:45.567
70	Kenneth Heyer	15:59:21.025	34:20.975	Kenneth Heyer	16:02:53.833	37:53.783		3:32.808
55	Phil Quaife	16:00:29.849	35:29.799	Lorenzo Case	16:02:24.109	37:24.059		1:54.260
5	Dries Vanthoor	16:01:09.016	36:08.966	Dries Vanthoor	16:06:09.258	41:09.208		5:00.242



Blancpain GT Series Sprint Cup

Pit Stops Free Practice 1

Provisional



Misano World Circuit, Length: 4226m

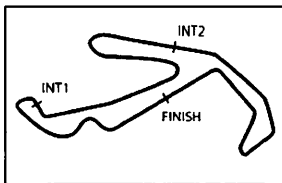
Air temperature: 27.49°C

Track temperature: 27.9°C

Weather condition: Dry

Friday, March 31, 2017 15:25:00

Nr	Driver in	Day time in	Time in	Driver out	Day time out	Time out	Reasor	Nett Time
1	Enzo Ide	16:01:19.606	36:19.556	Christopher Mies	16:09:00.125	44:00.075		7:40.519
27	Fabrizio Crestani	16:01:32.628	36:32.578	Gustavo Yacaman	16:07:41.039	42:40.989		6:08.411
39	Piti Bhirombhakdi	16:01:56.136	36:56.086	Carlo Van Dam	16:08:18.646	43:18.596		6:22.510
11	Michal Broniszewski	16:02:37.084	37:37.034	Giacomo Piccini	16:11:15.929	46:15.879		8:38.845
19	Ezequiel Perez Companc	16:02:38.550	37:38.500	Norbert Siedler	16:09:42.779	44:42.729		7:04.229
59	Andrew Watson	16:03:44.664	38:44.614	Andrew Watson	16:15:14.277	50:14.227		11:29.613
44	Loris Hezemans	16:05:11.315	40:11.265	Loris Hezemans	16:11:59.058	46:59.008		6:47.743
85	Fabian Schiller	16:05:46.338	40:46.288	Fabian Schiller	16:19:26.005	54:25.955		13:39.667
17	Stuart Leonard	16:06:03.915	41:03.865	Stuart Leonard	16:15:22.691	50:22.641		9:18.776
42	Nick Leventis	16:06:08.973	41:08.923	Nick Leventis	16:09:58.579	44:58.529		3:49.606
75	Filip Salaquarda	16:06:20.252	41:20.202	Filip Salaquarda	16:11:24.405	46:24.355		5:04.153
7	Vincent Abril	16:07:22.232	42:22.182	Vincent Abril	16:10:01.217	45:01.167		2:38.985
58	Alvaro Parente	16:07:50.266	42:50.216	Alvaro Parente	16:09:20.246	44:20.196		1:29.980
89	Christophe Bourret	16:07:51.436	42:51.386	Jean-Philippe Belloc	16:12:08.617	47:08.567		4:17.181
333	Alexander Matschull	16:11:02.315	46:02.265	Daniel Keilwitz	16:19:02.535	54:02.485		8:00.220
24	Marko Helistekangas	16:11:04.382	46:04.332	Marko Helistekangas	16:16:17.495	51:17.445		5:13.113
67	Max Van Splunteren	16:11:38.040	46:37.990	Max Van Splunteren	16:28:28.900	1:03:28.850		16:50.860
55	Lorenzo Case	16:11:59.588	46:59.538	Lorenzo Case	16:15:00.620	50:00.570		3:01.032
98	Markus Palttala	16:12:08.983	47:08.933	Markus Palttala	16:16:53.369	51:53.319		4:44.386
58	Alvaro Parente	16:12:48.328	47:48.278					
1	Christopher Mies	16:13:39.882	48:39.832	Christopher Mies	16:18:58.100	53:58.050		5:18.218
8	Andy Soucek	16:13:45.173	48:45.123	Andy Soucek	16:17:42.297	52:42.247		3:57.124
66	Giovanni Venturini	16:14:30.963	49:30.913	Giovanni Venturini	16:23:23.859	58:23.809		8:52.896
70	Kenneth Heyer	16:15:03.329	50:03.279	Kenneth Heyer	16:20:31.222	55:31.172		5:27.893
2	Will Stevens	16:15:04.535	50:04.485	Will Stevens	16:21:40.498	56:40.448		6:35.963
88	Felix Serralles	16:15:27.430	50:27.380	Felix Serralles	16:17:05.445	52:05.395		1:38.015
99	Philipp Eng	16:15:28.240	50:28.190	Tom Blomqvist	16:22:36.874	57:36.824		7:08.634
90	Raffaele Marciello	16:16:38.648	51:38.598	Michael Meadows	16:19:47.405	54:47.355		3:08.757
5	Marcel Fässler	16:17:30.250	52:30.200	Marcel Fässler	16:27:50.649	1:02:50.599		10:20.399
11	Giacomo Piccini	16:17:48.567	52:48.517	Giacomo Piccini	16:24:01.334	59:01.284		6:12.767
74	Kevin Ceccon	16:18:22.091	53:22.041	Kevin Ceccon	16:25:31.636	1:00:31.586		7:09.545
87	Jean-Luc Beaubelique	16:18:55.421	53:55.371	Jules Gounon	16:21:50.755	56:50.705		2:55.334
19	Norbert Siedler	16:19:10.790	54:10.740	Norbert Siedler	16:25:07.550	1:00:07.500		5:56.760
63	Mirko Bortolotti	16:19:11.514	54:11.464	Mirko Bortolotti	16:25:17.287	1:00:17.237		6:05.773
75	Filip Salaquarda	16:19:17.755	54:17.705	Filip Salaquarda	16:27:17.607	1:02:17.557		7:59.852
39	Carlo Van Dam	16:19:26.751	54:26.701	Carlo Van Dam	16:23:45.469	58:45.419		4:18.718
86	Dominik Baumann	16:20:55.764	55:55.714	Jimmy Eriksson	16:28:14.744	1:03:14.694		7:18.980
7	Vincent Abril	16:21:02.433	56:02.383	Steven Kane	16:24:30.731	59:30.681		3:28.298
84	Maximilian Buhk	16:21:08.883	56:08.833	Franck Perera	16:27:43.646	1:02:43.596		6:34.763
27	Gustavo Yacaman	16:22:17.086	57:17.036	Gustavo Yacaman	16:27:32.176	1:02:32.126		5:15.090
44	Jonny Kane	16:23:06.092	58:06.042	Jonny Kane	16:28:58.809	1:03:58.759		5:52.717
1	Christopher Mies	16:23:33.280	58:33.230	Christopher Mies	16:38:04.929	1:13:04.879		14:31.649
26	Christopher Haase	16:23:55.963	58:55.913	Romain Monti	16:27:33.389	1:02:33.339		3:37.426
42	Nick Leventis	16:24:32.760	59:32.710	Nick Leventis	16:30:41.343	1:05:41.293		6:08.583



Blancpain GT Series Sprint Cup

Pit Stops Free Practice 1

Provisional



Misano World Circuit, Length: 4226m

Air temperature: 27.49°C

Track temperature: 27.9°C

Weather condition: Dry

Friday, March 31, 2017 15:25:00

Nr	Driver in	Day time in	Time in	Driver out	Day time out	Time out	Reasor	Nett Time
89	Jean-Philippe Belloc	16:24:53.245	59:53.195	Jean-Philippe Belloc	16:29:46.041	1:04:45.991		4:52.796
88	Felix Serralles	16:24:59.332	59:59.282	Daniel Juncadella	16:29:02.136	1:04:02.086		4:02.804
98	Markus Palmtala	16:26:27.810	1:01:27.760	Jesse Krohn	16:31:37.319	1:06:37.269		5:09.509
8	Andy Soucek	16:27:13.015	1:02:12.965	Maxime Soulet	16:29:27.694	1:04:27.644		2:14.679
59	Andrew Watson	16:27:52.436	1:02:52.386	Andrew Watson	16:36:19.847	1:11:19.797		8:27.411
2	Will Stevens	16:27:55.094	1:02:55.044	Markus Winkelhock	16:30:44.465	1:05:44.415		2:49.371
85	Jules Szymkowiak	16:28:44.782	1:03:44.732	Fabian Schiller	16:30:16.991	1:05:16.941		1:32.209
90	Michael Meadows	16:29:18.274	1:04:18.224	Michael Meadows	16:33:29.146	1:08:29.096		4:10.872
55	Lorenzo Case	16:29:31.161	1:04:31.111	Lorenzo Case	16:33:04.814	1:08:04.764		3:33.653
87	Jules Gounon	16:29:37.710	1:04:37.660	Jules Gounon	16:34:32.627	1:09:32.577		4:54.917
39	Carlo Van Dam	16:29:59.321	1:04:59.271	Carlo Van Dam	16:33:35.737	1:08:35.687		3:36.416
333	Daniel Keilwitz	16:30:07.141	1:05:07.091	Daniel Keilwitz	16:34:54.834	1:09:54.784		4:47.693
74	Frank Stippler	16:30:19.267	1:05:19.217	Frank Stippler	16:36:15.431	1:11:15.381		5:56.164
24	Caitlin Wood	16:31:01.379	1:06:01.329	Marko Helistekangas	16:33:07.216	1:08:07.166		2:05.837
66	Giovanni Venturini	16:31:16.529	1:06:16.479	Marco Mapelli	16:32:56.950	1:07:56.900		1:40.421
99	Tom Blomqvist	16:32:15.162	1:07:15.112	Tom Blomqvist	16:34:59.869	1:09:59.819		2:44.707
67	Max Van Splunteren	16:33:04.440	1:08:04.390	Max Van Splunteren	16:34:47.605	1:09:47.555		1:43.165
11	Giacomo Piccini	16:33:36.400	1:08:36.350	Giacomo Piccini	16:37:56.797	1:12:56.747		4:20.397
75	Filip Salaquarda	16:34:03.453	1:09:03.403	Filip Salaquarda	16:38:41.413	1:13:41.363		4:37.960
5	Marcel Fässler	16:35:42.945	1:10:42.895	Marcel Fässler	16:41:06.764	1:16:06.714		5:23.819
19	Norbert Siedler	16:36:06.307	1:11:06.257	Norbert Siedler	16:38:00.232	1:13:00.182		1:53.925
44	Jonny Kane	16:36:46.601	1:11:46.551	Jonny Kane	16:40:33.317	1:15:33.267		3:46.716
88	Daniel Juncadella	16:36:47.254	1:11:47.204	Daniel Juncadella	16:38:31.819	1:13:31.769		1:44.565
7	Steven Kane	16:37:17.954	1:12:17.904					
90	Michael Meadows	16:38:05.488	1:13:05.438	Raffaele Marciello	16:40:05.309	1:15:05.259		1:59.821
70	Kenneth Heyer	16:38:57.805	1:13:57.755					
66	Marco Mapelli	16:39:07.384	1:14:07.334	Marco Mapelli	16:41:26.631	1:16:26.581		2:19.247
84	Franck Perera	16:40:18.997	1:15:18.947					
8	Maxime Soulet	16:40:28.116	1:15:28.066	Maxime Soulet	16:42:10.591	1:17:10.541		1:42.475
67	Max Van Splunteren	16:41:22.194	1:16:22.144	Adrian Zaugg	16:43:05.939	1:18:05.889		1:43.745
42	Nick Leventis	16:42:12.868	1:17:12.818					
89	Jean-Philippe Belloc	16:42:22.113	1:17:22.063					
85	Fabian Schiller	16:42:45.529	1:17:45.479					
2	Markus Winkelhock	16:43:21.101	1:18:21.051					
74	Frank Stippler	16:44:07.195	1:19:07.145					
24	Marko Helistekangas	16:44:14.991	1:19:14.941					
19	Norbert Siedler	16:44:24.474	1:19:24.424					
87	Jules Gounon	16:44:37.611	1:19:37.561					
27	Gustavo Yacaman	16:45:21.101	1:20:21.051					
75	Filip Salaquarda	16:45:22.115	1:20:22.065					
55	Phil Quaife	16:45:47.599	1:20:47.549					
333	Daniel Keilwitz	16:45:59.565	1:20:59.515					
90	Raffaele Marciello	16:46:19.395	1:21:19.345					
67	Adrian Zaugg	16:46:28.860	1:21:28.810					