

Blancpain GT Series Endurance Cup

Sector List Qualifying 1

Provisional



Silverstone, Length: 5901m

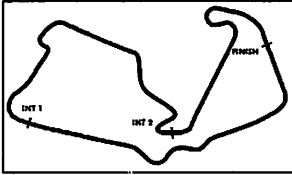
Air temperature: 15.27°C

Track temperature: 14.66°C

Weather condition: Dry

Sunday, May 12, 2019 9:40:00

Lap	Time	SE1	SP1	SE2	SP2	SE3	SP3	TSP	Lap	Time	SE1	SP1	SE2	SP2	SE3	SP3	TSP
2 Vanthoor, BEL / Perez Companc, ARG / Riberas, ESP									theoretical besttime: 1:59.197								
1	4:20.450	2:42.686	237	1:00.542		37.222	220		3	1:59.668	35.888	248	52.243		31.537	221	
2	1:59.676	36.367	246	51.886		31.423	221		4	3:39.200	46.981	80	1:43.566		1:08.653	49	
4 Engel, DEU / Stolz, DEU / Buurman, NLD									theoretical besttime: 2:01.788								
1	7:20.552	5:47.943	242	58.855		33.754	220		3	6:20.170	4:49.926	244	56.550		33.694	220	
2	2:40.702	36.203	246	57.667		1:06.832	48		4	2:22.215	36.022	247	52.072		54.121	48	
5 Pareras, ESP / Schramm, DEU / Hutchison, GBR									theoretical besttime: 2:01.212								
1	2:27.480	1:00.233	218	54.594		32.653	221		4	2:04.541	36.483	250	53.471		34.587	222	
2	2:01.981	36.163	250	54.240		31.578	222		5	4:07.534	1:15.899	79	1:44.500		1:07.135	47	
3	2:09.358	36.295	249	58.258		34.805	220										
6 Haupt, DEU / Assenheimer, DEU / Piana, ITA									theoretical besttime: 2:06.656								
1	7:59.820	6:29.722	240	56.078		34.020	218		3	5:44.620	4:04.807	233	56.194		43.619	219	
2	3:11.680	36.558	244	1:26.899		1:08.223	44		4	3:04.624	36.723	243	1:20.346		1:07.555	47	
9 Rostan, FRA / Ojeh, CHE / Eng, AUT									theoretical besttime: 2:03.684								
1	2:43.312	1:10.394	243	58.531		34.387	221		4	2:30.715	42.496	232	56.847		51.372	41	
2	2:05.493	38.045	252	55.051		32.397	224		5	6:59.107	5:27.330	235	56.124		35.653	213	
3	2:12.832	36.867	250	54.420		41.545	178		6	3:46.028	1:09.133	153	1:29.197		1:07.698	49	
10 Sanchez, MEX / Weerts, BEL / Breukers, NLD									theoretical besttime: 2:05.009								
1	3:39.778	2:10.728	234	56.186		32.864	220		3	6:23.363	4:29.201	142	1:12.181		41.981	33	
2	2:05.959	36.143	249	56.002		33.814	221		4	6:15.232	3:37.077	190	1:28.030		1:10.125	41	
3	2:00.447	36.247	247	52.640		31.584	222										
12 Dupont, BEL / Stoneman, GBR / Gattuso, ITA									theoretical besttime: 2:01.609								
1	2:48.328	1:21.003	244	54.294		33.031	221		3	2:06.953	36.695	248	55.855		34.403	219	
2	2:01.609	36.665	248	53.127		31.817	222		4	2:50.502	36.964	247	1:11.007		1:02.531	34	
15 Feligioni, FRA / Gosselin, FRA / Kuppens, BEL									theoretical besttime: 2:06.672								
1	2:32.313	1:00.573	227	58.734		33.006	218		5	4:41.505	1:33.265	78	1:50.866		1:17.374	45	
2	2:07.736	38.252	247	55.461		34.023	220		6	3:47.664	2:02.097	243	56.307		49.260	215	
3	2:08.420	38.374	244	56.045		34.001	215		7		45.575	103	1:46.213				
4	2:11.644	38.205	244	56.314		37.125	76										
17 Davies, AUS / Petit, FRA / MacDowall, GBR									theoretical besttime: 2:00.353								
1	5:20.482	3:50.144	225	55.796		34.542	221		4	6:59.352	5:10.797	194	1:05.368		43.187	221	
2	2:00.763	36.714	248	52.247		31.802	223		5	2:51.862	36.587	248	1:08.003		1:07.272	36	
3	2:31.655	36.304	251	52.736		1:02.615	35										
19 Santamato, FRA / Tweraser, AUT / Mauron, CHE									theoretical besttime: 2:00.850								
1	4:39.288	2:58.548	240	1:03.686		37.054	220		4	3:49.168	52.234	83	1:43.864		1:13.070	43	
2	2:01.108	36.814	245	52.496		31.798	219		5	4:31.874	2:57.544	242	55.308		39.022	216	
3	2:01.137	36.714	247	52.713		31.710	220		6	3:07.292	36.644	247	1:21.022		1:09.626	49	
20 Grogor, ZAF / Goethe, GBR / Hall, GBR									theoretical besttime: 2:00.650								
1	5:36.022	4:02.565	217	56.034		37.423	221		3	2:45.207	36.582	247	59.841		1:08.784	48	
2	2:00.650	36.521	247	52.733		31.396	221										



Blancpain GT Series Endurance Cup

Sector List Qualifying 1

Provisional



Silverstone, Length: 5901m

Air temperature: 15.27°C

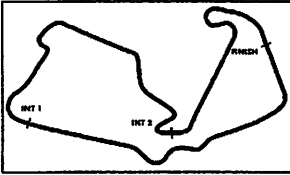
Track temperature: 14.66°C

Weather condition: Dry

Sunday, May 12, 2019 9:40:00

Lap	Time	SE1	SP1	SE2	SP2	SE3	SP3	TSP	Lap	Time	SE1	SP1	SE2	SP2	SE3	SP3	TSP
22 McMurry, USA / Frommenwiler, CHE / Moore, GBR									theoretical besttime: 2:01.677								
1	2:17.610	51.184	244	54.315		32.111	221		5	3:43.716	51.906	82	1:43.091		1:08.719	48	
2	2:03.851	38.169	247	53.819		31.863	222		6	4:58.177	3:28.499	244	55.189		34.489	222	
3	2:02.560	37.656	248	53.091		31.813	223		7	3:13.606	37.216	251	1:27.016		1:09.374	48	
4	2:01.773	36.791	246	53.187		31.796	222										
23 Barthez, FRA / Delhez, BEL									theoretical besttime: 2:02.105								
1	4:59.136	3:29.059	192	57.403		32.674	218		4	7:06.382	5:31.698	220	57.970		36.714	219	
2	2:02.203	36.757	247	53.352		32.094	220		5	2:44.610	36.719	250	55.714		1:12.177	41	
3	2:21.155	36.659	248	53.742		50.754	39										
25 Gachet, FRA / Palette, FRA / Haase, DEU									theoretical besttime: 2:00.520								
1	3:36.871	2:07.856	210	56.682		32.333	219		4	2:53.482	36.401	247	1:09.065		1:08.016	44	
2	2:06.314	36.179	247	54.700		35.435	220		5	7:13.110	5:43.290	232	53.981		35.839	220	
3	2:00.866	36.525	247	52.671		31.670	220		6		1:18.570	79					
26 Stievenart, FRA / Michal, FRA / Winkelhock, DEU									theoretical besttime: 2:01.980								
1	3:46.269	2:16.693	229	57.054		32.522	222		3	2:07.564	36.770	248	53.824		36.970	221	
2	2:02.022	36.463	244	52.995		32.564	220		4	3:13.341	38.008	246	1:27.333		1:08.000	47	
27 Crestani, ITA / Pohler, DEU / Richard, CHE									theoretical besttime: 1:59.799								
1	4:09.698	2:37.781	249	55.714		36.203	221		3	2:08.236	37.474	253	55.998		34.764	225	
2	1:59.799	35.896	251	52.413		31.490	225		4	3:37.978	45.769	79	1:44.636		1:07.573	49	
29 Costantini, ITA / Forne Tomas, ESP / Lenz, CHE									theoretical besttime: 2:01.339								
1	5:31.671	3:56.472	231	57.790		37.409	220		3	2:38.208	36.712	246	53.904		1:07.592	48	
2	2:01.532	36.905	244	52.727		31.900	220		4	8:02.581	6:26.947	240	54.932		40.702	47	
31 Pierce, GBR / Smith, GBR / Morris, GBR									theoretical besttime: 2:01.845								
1	3:25.809	1:56.620	223	56.190		32.999	222		3	2:02.173	36.600	248	53.567		32.006	223	
2	2:02.249	36.272	248	53.699		32.278	221		4	2:37.625	36.476	248	53.977		1:07.172	49	
33 Parrow, AUT / Hook, DEU / Lauck, DEU									theoretical besttime: 2:04.198								
1	3:01.835	1:32.119	240	57.360		32.356	219		4	2:34.530	37.507	246	54.825		1:02.198	35	
2	2:04.670	37.631	246	54.412		32.627	214		5	6:40.375	5:06.733	244	57.674		35.968	219	
3	2:04.659	37.617	245	54.763		32.279	219		6	2:31.216	37.862	246	54.495		58.859	48	
43 Hawksworth, GBR / Gore, USA / Williamson, GBR									theoretical besttime: 2:32.591								
1	10:58.830	8:22.990	232	1:25.680		1:10.160	39		3		54.060	50	1:48.756				
2	6:39.934	5:01.403	210	59.565		38.966	218										
52 Hommerson, NLD / Machiels, BEL / Bertolini, ITA									theoretical besttime: 2:03.943								
1	4:22.148	2:50.611	236	58.459		33.078	222		4	3:49.815	55.310	80	1:45.075		1:09.430	49	
2	2:05.981	38.084	250	54.976		32.921	221		5	4:49.224	3:05.803	240	58.052		45.369	221	
3	2:03.943	37.221	248	54.839		31.883	221		6	3:17.715	37.481	247	1:30.107		1:10.127	48	
54 Rizzoli, ITA / Ashkanani, KUW / Bachler, AUT									theoretical besttime: 2:10.589								
1	11:37.445	8:58.010	141	1:30.676		1:08.759	46		3	2:30.645	36.776	244	55.203		58.666	48	
2	4:59.626	3:24.061	210	56.955		38.610	218										
55 Schothorst, NLD / Schothorst, NLD / Drudi, ITA									theoretical besttime: 2:00.516								
1	4:34.612	3:02.022	242	58.091		34.499	221		4	4:08.091	1:15.407	80	1:44.841		1:07.843	45	
2	2:09.005	36.213	250	54.072		38.720	219		5	4:18.455	2:37.463	247	55.185		45.807	220	
3	2:00.516	36.126	248	52.304		32.086	216		6	3:12.292	36.228	249	1:26.033		1:10.031	39	





Blancpain GT Series Endurance Cup

Sector List Qualifying 1

Provisional



Silverstone, Length: 5901m

Air temperature: 15.27°C

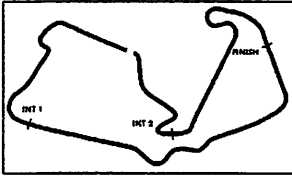
Track temperature: 14.66°C

Weather condition: Dry

Sunday, May 12, 2019 9:40:00

Lap	Time	SE1	SP1	SE2	SP2	SE3	SP3	TSP	Lap	Time	SE1	SP1	SE2	SP2	SE3	SP3	TSP
59 Ledogar, FRA / Watson, GBR / Adam, GBR									theoretical besttime: 2:03.953								
1	7:17.633	5:40.522	246	1:02.490		34.621	221		3	7:11.899	5:28.603	247	57.066		46.230	220	
2	2:31.204	36.410	248	52.922		1:01.872	35		4	3:05.167	36.929	247	1:20.949		1:07.289	48	
62 Vaxiviere, FRA / Parry, GBR / Martin, BEL									theoretical besttime: 2:13.885								
1	4:37.575	2:58.289	243	1:03.746		35.540	223		3	4:18.498	1:22.217	80	1:47.151		1:09.130	50	
2	2:13.885	39.866	181	59.876		34.143	221		4	4:24.468	2:33.864	244	1:07.759		42.845	220	
3	2:00.309	36.416	249	52.579		31.614	222		5		58.902	53	1:48.994				
63 Bortolotti, ITA / Engelhart, DEU / Ineichen, CHE									theoretical besttime: 1:59.114								
1	3:58.151	2:29.969	240	56.081		32.101	219		3	2:14.660	36.157	249	59.671		38.832	49	
2	1:59.114	36.060	246	51.761		31.293	221										
66 Schmid, AUT / Foster, GBR / van der Linde, ZAF									theoretical besttime: 2:04.441								
1	5:26.998	3:53.350	190	59.978		33.670	220		2	2:38.278	36.260	248	55.295		1:06.723	50	
2	2:00.573	36.426	248	52.420		31.718	222		3	6:24.389	4:50.550	246	54.511		39.328	216	
72 Molina, ESP / Aleshin, RUS / Rigon, ITA									theoretical besttime: 1:59.866								
1	5:47.771	4:20.391	226	55.016		32.364	220		4	5:30.891	4:02.896	242	56.062		31.933	220	
2	2:00.152	36.473	247	52.199		31.480	220		5	2:18.830	36.187	247	52.516		50.127	47	
3	2:59.307	36.302	247	1:16.241		1:06.764	49		6								
74 Vos, NLD / Onslow-Cole, GBR									theoretical besttime: 2:03.596								
1	4:16.082	2:36.686	235	1:01.657		37.739	217		4	3:47.654	52.127	86	1:44.038		1:11.489	42	
2	2:20.892	37.122	243	1:06.820		36.950	217		5	4:46.206	3:00.463	184	1:01.875		43.868	218	
3	2:03.700	37.226	244	53.900		32.574	218		6	3:25.415	37.430	246	1:37.772		1:10.213	36	
76 Kirchhöfer, DEU / Dennis, GBR / Thiim, DNK									theoretical besttime: 2:08.077								
1	5:15.491	3:43.440	216	57.134		34.917	221		4	6:29.106	4:46.097	209	1:03.800		39.209	221	
2	2:09.108	36.197	250	57.018		35.893	221		5	2:49.297	36.448	248	1:06.255		1:06.594	48	
3	2:51.846	36.142	249	1:08.806		1:06.898	49										
77 Amstutz, CHE / Machitski, RUS / Ramos, PRT									theoretical besttime: 2:01.126								
1	2:51.866	1:17.817	242	58.435		35.614	220		3	2:06.021	36.656	245	54.970		34.395	220	
2	2:01.544	37.074	247	52.751		31.719	220		4	2:26.951	37.310	245	54.057		55.584	34	
78 Pull, GBR / Witt, GBR / Mitchell, GBR									theoretical besttime: 2:00.130								
1	2:41.661	1:01.079	143	1:03.169		37.413	220		3	2:20.828	38.457	238	1:07.507		34.864	220	
2	2:00.130	36.292	245	52.333		31.505	220		4	2:22.112	36.468	246	53.002		52.642	34	
87 Pla, FRA / Ricci, BEL / Beaubelique, FRA									theoretical besttime: 2:00.313								
1	6:44.705	4:59.867	227	1:05.519		39.319	219		4	4:19.375	2:36.733	241	58.180		44.462	219	
2	2:00.313	36.462	244	52.325		31.526	219		5	3:23.055	38.055	244	1:36.316		1:08.684	48	
3	4:09.385	1:15.887	79	1:45.426		1:08.072	49										
88 Marciello, ITA / Meadows, GBR / Abril, MCO									theoretical besttime: 2:03.604								
1	11:15.612	8:36.908	186	1:31.420		1:07.284	48		3	2:21.890	35.908	246	52.088		53.894	48	
2	5:08.241	3:38.142	244	54.491		35.608	220										
90 Bastian, DEU / Boguslavskiy, RUS / Fraga, BRA									theoretical besttime: 1:59.894								
1	6:00.197	4:35.187	237	53.334		31.676	218		4	5:07.906	3:36.824	243	54.605		36.477	218	
2	2:00.060	36.420	243	51.876		31.764	218		5	2:23.704	36.342	244	52.298		55.064	49	
3	3:16.907	38.638	221	1:30.107		1:08.162	49										





Blancpain GT Series Endurance Cup

Sector List Qualifying 1

Provisional



Silverstone, Length: 5901m

Air temperature: 15.27°C

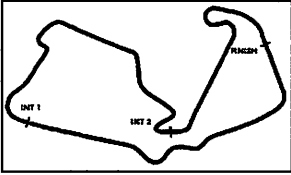
Track temperature: 14.66°C

Weather condition: Dry

Sunday, May 12, 2019 9:40:00

Lap	Time	SE1	SP1	SE2	SP2	SE3	SP3	TSP	Lap	Time	SE1	SP1	SE2	SP2	SE3	SP3	TSP
93 Buncombe, GBR / Hui, HKG / Froggatt, GBR									theoretical besttime: 2:01.985								
1	4:21.854	2:46.456	242	58.128		37.270	222		4	3:49.693	51.874	80	1:45.530		1:12.289	48	
2	2:05.458	37.929	247	54.774		32.755	222		5	4:48.492	3:05.412	205	58.296		44.784	221	
3	2:01.985	36.732	248	53.112		32.141	221		6	3:12.332	36.830	248	1:26.833		1:08.669	48	
97 Yoluc, GBR / Al Harthy, OMN / Eastwood, IRL									theoretical besttime: 2:02.371								
1	2:58.336	1:26.670	247	56.794		34.872	220		4	2:25.045	38.397	247	55.514		51.134	39	
2	2:02.779	36.653	249	53.958		32.168	222		5	8:23.172	6:54.699	243	54.801		33.672	221	
3	2:02.452	36.734	248	53.644		32.074	223		6	1:19.981	80						
98 Dumas, FRA / Müller, DEU / Jaminet, FRA									theoretical besttime: 2:14.473								
1	6:47.241	5:16.497	172	55.431		35.313	220		3	4:21.110	2:27.048	243	1:04.311		49.751	219	
2	2:03.876	36.626	247	55.470		31.880	220		4		43.729	79	1:44.869				
2	4:15.384	1:21.411	79	1:44.591		1:09.382	48										
99 Campbell, AUS / Olsen, NOR / Werner, DEU									theoretical besttime: 2:15.407								
1	6:51.885	5:21.593	222	56.723		33.569	223		3	4:01.322	2:17.726	240	56.597		46.999	220	
2	2:07.670	36.662	240	53.724		37.107	79		4		45.241	80	1:44.599				
2	4:22.392	1:30.694	79	1:44.513		1:07.185	48										
107 Pepper, ZAF / Kane, GBR / Gounon, FRA									theoretical besttime: 2:00.402								
1	5:25.242	3:52.749	241	57.622		34.871	224		4	6:46.320	5:12.979	234	56.709		36.632	224	
2	2:00.402	36.004	247	52.811		31.587	224		5	2:52.381	36.231	251	1:09.224		1:06.926	44	
3	2:36.497	36.004	248	53.766		1:06.727	49										
108 Buncombe, GBR / Soucek, ESP / Soulet, BEL									theoretical besttime: 2:01.032								
1	6:17.582	4:43.830	244	1:00.584		33.168	223		4	4:57.907	3:15.087	246	59.454		43.366	220	
2	2:01.032	36.289	248	53.134		31.609	223		5	3:07.009	36.628	249	1:21.133		1:09.248	45	
3	3:45.407	49.378	78	1:46.417		1:09.612	49										
188 West, GBR / Harris, GBR / Goodwin, GBR									theoretical besttime: 2:04.087								
1	6:08.696	4:39.579	244	56.803		32.314	220		4	5:06.201	3:29.607	210	57.790		38.804	219	
2	2:04.142	36.829	247	54.944		32.369	218		5	2:44.006	37.378	246	58.563		1:08.065	43	
3	3:19.493	37.123	234	1:36.658		1:05.712	45										
333 Salikhov, RUS / Bulatov, RUS / Perel, ZAF									theoretical besttime: 2:08.870								
1	8:18.031	6:42.470	159	1:02.244		33.317	222		3	5:06.425	3:20.033	191	58.577		47.815	221	
2	3:39.415	46.327	80	1:44.236		1:08.852	49		4	3:08.822	36.976	250	1:24.014		1:07.832	49	
444 Liebhauser, DEU / Lewandowski, POL / Scholze, DEU									theoretical besttime: 2:16.037								
1	6:45.494	5:00.749	185	1:05.212		39.533	220		3	4:11.896	2:28.973	242	59.303		43.620	219	
2	2:02.900	37.240	246	53.268		32.422	220		4	3:27.487	37.201	246	1:38.417		1:11.869	33	
2	4:15.839	1:19.647	80	1:44.456		1:11.736	49										
488 Ehret, DEU / Berry, SIN / Balbiani, ARG									theoretical besttime: 2:03.513								
1	2:20.934	54.214	242	54.590		32.130	219		4	2:03.554	37.275	247	54.134		32.145	221	
2	2:04.072	37.648	248	54.320		32.104	220		5	3:49.433	53.999	74	1:44.738		1:10.696	40	
3	2:06.533	37.380	247	55.900		33.253	220										
519 Keen, GBR / Venturini, ITA / Perera, FRA									theoretical besttime: 1:59.952								
1	3:50.723	2:20.707	242	57.334		32.682	220		3	2:11.958	36.642	246	54.033		41.283	48	
2	1:59.952	36.195	244	52.210		31.547	219										





Blancpain GT Series Endurance Cup

Sector List Qualifying 1

Provisional



Silverstone, Length: 5901m

Air temperature: 15.27°C

Track temperature: 14.66°C

Weather condition: Dry

Sunday, May 12, 2019 9:40:00

Lap	Time	SE1	SP1	SE2	SP2	SE3	SP3	TSP	Lap	Time	SE1	SP1	SE2	SP2	SE3	SP3	TSP
555 Menchaca, MEX / Proto, USA / Beretta, ITA									theoretical besttime: 2:02.369								
1	4:04.587	2:34.284	241	57.056		33.247	220		4	3:16.861	36.431	244	1:31.624		1:08.806	40	
2	2:02.912	36.432	248	53.121		33.359	219		5	6:13.865	4:46.763	244	53.206		33.896	219	
3	2:03.207	36.820	245	53.570		32.817	219		6		57.686	79	1:44.988				
563 Caldarelli, ITA / Lind, DNK / Mapelli, CHE									theoretical besttime: 2:00.512								
1	4:02.196	2:33.431	238	57.131		31.634	219		4	3:20.241	36.067	244	1:35.129		1:09.045	35	
2	2:03.050	36.683	244	54.672		31.695	220		5	6:19.214	4:45.896	242	54.158		39.160	219	
3	2:00.793	36.348	244	52.953		31.492	220		6		1:16.136	79					

